



**Kazakhtelecom JSC**

**Consolidated financial statements**

*For the year ended 31 December 2021  
together with independent auditor's report*

**CONTENTS**

---

Independent auditor's report

**Consolidated financial statements**

Consolidated statement of financial position.....	1-2
Consolidated statement of comprehensive income .....	3-4
Consolidated statement of changes in equity.....	5
Consolidated statement of cash flows .....	6-7
Notes to the consolidated financial statements .....	8-81



«Эрнст энд Янг» ЖШС  
Әл-Фараби д-лы, 77/7  
«Есентай Тауэр» ғимараты  
Алматы қ., 050060  
Қазақстан Республикасы  
Тел.: +7 727 258 59 60  
Факс: +7 727 258 59 61  
www.ey.com

ТОО «Эрнст энд Янг»  
пр. Аль-Фараби, д. 77/7  
здание «Есентай Тауэр»  
г. Алматы, 050060  
Республика Казахстан  
Тел.: +7 727 258 59 60  
Факс: +7 727 258 59 61  
www.ey.com

Ernst & Young LLP  
Al-Farabi ave., 77/7  
Esentai Tower  
Almaty, 050060  
Republic of Kazakhstan  
Tel.: +7 727 258 59 60  
Fax: +7 727 258 59 61  
www.ey.com

## Independent auditor's report

To the Shareholders and the Audit committee of the Board of directors of Kazakhtelecom JSC

### **Opinion**

We have audited the consolidated financial statements of Kazakhtelecom JSC and its subsidiaries (hereinafter, the Group), which comprise the consolidated statement of financial position as at 31 December 2021, and the consolidated statement of comprehensive income, consolidated statement of changes in equity and consolidated statement of cash flows for the year then ended, and notes to the consolidated financial statements, including a summary of significant accounting policies.

In our opinion, the accompanying consolidated financial statements present fairly, in all material respects, the consolidated financial position of the Group as at 31 December 2021 and its consolidated financial performance and its consolidated cash flows for the year then ended in accordance with International Financial Reporting Standards (IFRSs).

### **Basis for opinion**

We conducted our audit in accordance with International Standards on Auditing (ISAs). Our responsibilities under those standards are further described in the *Auditor's responsibilities for the audit of the consolidated financial statements* section of our report. We are independent of the Group in accordance with the International Ethics Standards Board for Accountants' (IESBA) International Code of Ethics for Professional Accountants (including International Independence Standards) (IESBA Code), together with the ethical requirements that are relevant to our audit of the consolidated financial statements in the Republic of Kazakhstan, and we have fulfilled our other ethical responsibilities in accordance with these requirements and the IESBA Code. We believe that the audit evidence we have obtained is sufficient and appropriate to provide a basis for our opinion.

### **Key audit matters**

Key audit matters are those matters that, in our professional judgment, were of most significance in our audit of the consolidated financial statements of the current period. These matters were addressed in the context of our audit of the consolidated financial statements as a whole, and in forming our opinion thereon, and we do not provide a separate opinion on these matters. For each matter below, our description of how our audit addressed the matter is provided in that context.

We have fulfilled the responsibilities described in the *Auditor's responsibilities for the audit of the consolidated financial statements* section of our report, including in relation to these matters. Accordingly, our audit included the performance of procedures designed to respond to our assessment of the risks of material misstatement of the consolidated financial statements. The results of our audit procedures, including the procedures performed to address the matters below, provide the basis for our audit opinion on the accompanying consolidated financial statements.

**Key audit matter**

**How our audit addressed the key audit matter**

***Revenue recognition***

Recognition and measurement of revenue from provision of telecommunication services was one of the matters of most significance in our audit due to the risk of improper revenue recognition as the billing systems employed by the Group are complex and automated processes. In addition, effect of accounting treatment of changing tariff structures and multi-element arrangements on revenue could be significant.

The selection and application of revenue recognition policies, including the application of IFRS 15 *Revenue from contracts with customers*, involve a number of key judgements and estimates, and therefore revenue could be subject to misstatement, whether due to fraud or error, including untimely recognition.

The Group's disclosure of information in respect of the accounting policies on revenue recognition is included in Note 3 to the consolidated financial statements, and detailed revenue disclosures are included in Note 33 to the consolidated financial statements.

We have considered the relevant IT systems and the design of controls over capturing and recording data in billing systems related to revenue recognition; authorisation of changes and accounting treatment of tariff rates input to the billing systems; and calculation of amounts billed to the customers.

We performed analytical procedures, including monthly fluctuations analysis and analysis of changes in key drivers of revenue, and compared financial and non-financial data. We also analysed the timing of revenue recognition.

We analysed the key judgements and estimates, and the accounting policy for compliance with IFRS 15. We considered the disclosures related to revenue recognition in light of the requirements of IFRS 15.

***Impairment of non-current assets, including property and equipment, intangible assets and goodwill***

There is a significant risk of impairment of the Group's non-current assets. Property and equipment, intangible assets and goodwill bear risk of impairment in light of fast technological changes in telecom industry.

The Group assesses at each reporting date whether there is an indication that an asset may be impaired. If any indication exists, or when annual impairment testing for an asset is required, the Group estimates the asset's recoverable amounts.

We analyzed the existence of the main external and internal indicators of impairment of property and equipment and intangible assets of the Group.

Our audit procedures included, amongst others, evaluating and testing the assumptions used in the impairment models. We assessed methodology used by the Group, for compliance with IAS 36 *Impairment of Assets* requirements. We involved our internal valuation specialist to assist us with our procedures. We compared assumptions and data used by the Group to the historical data and current industry data.



Impairment of non-current assets was one of the matters of most significance in our audit, as impairment testing of cash-generating units (CGUs) when impairment indicators are present or when annual impairment testing of the asset is required, is complex, based on highly judgmental assumptions, specifically customer base and average revenue per user (ARPU), CAPEX and EBITDA margin during the forecast period, growth rate used to extrapolate cash flows beyond the forecast period, and discount rate.

Assumptions used in the impairment testing might be inappropriate, and hence the wrong conclusion may be drawn in respect of whether an impairment is required.

The Group's disclosure in respect of the accounting policies on impairment of non-financial assets is included in *Note 3* to the consolidated financial statements and detailed disclosure about impairment testing of the goodwill is included in *Note 11* to the consolidated financial statements, which specifically explains that small changes in the key assumptions used could give rise to an impairment of goodwill balances in the future.

We focused on the sensitivity of the model to main assumptions during the testing, given the likelihood of a reasonably possible change in assumptions could cause the carrying amounts of the cash-generating units to exceed its recoverable amounts.

We assessed the related disclosures provided in the Group's consolidated financial statements.

---

#### ***Accounting for leases in accordance with of IFRS 16 Leases***

---

The Group has significant balances of right-of-use assets in the amount of 70,849,066 thousand tenge and lease liabilities in the amount of 49,151,576 thousand tenge.

The accounting for right-of-use assets and lease liabilities in accordance with IFRS 16 *Leases* was one of the matters of most significance in our audit, as the balances recorded are material. In addition, the procedures of identification and processing all relevant data associated with the leases are complex and the measurement of the right-of-use assets and lease liabilities is based on assumptions such as discount rates and the lease terms, including termination and renewal options.

We analysed the identified lease contracts and on a sample basis compared the input data used in the lease calculation with the lease contracts.

We analysed management assumptions, specifically the assumptions in relation to the discount rates and lease terms, including termination and renewal options. We recalculated the right-of-use assets and lease liabilities by type of lease contracts and compared with the management's calculations.

We considered the related disclosures provided in the Note 24 to the consolidated financial statements.

The Group's disclosure in respect of the accounting policies on lease recognition and measurement in accordance with IFRS 16 is included in Note 3 to the consolidated financial statements and detailed lease disclosures are included in Note 24 to the consolidated financial statements.

---

### ***Accounting for government grants***

---

In 2021 the Government approved the Rules for the assignment of frequency bands, radio frequencies, operation of radio-electronic means and high-frequency devices ("the Rules"), based on which the Group is eligible for government grant in the form of 90% reduction in the annual fee for use of radio frequencies from 1 January 2020 till 1 January 2025. As of 31 December 2021 amount of government grant received equal to 18,798,488 thousand tenge, of which 6,285,022 thousand tenge was released to the profit and loss for the year ended 31 December 2021. Grant is subject to conditions, namely financing of the projects related to broadband internet in rural and urban areas.

Management evaluates whether the relevant conditions attached to the grant are fulfilled at the balance sheet date and whether there is a reasonable assurance that the grant will be received in order to be recognized in accordance with IAS 20 *Accounting for government grants and disclosure of government assistance*.

We identified accounting for government grants as one of the matters of most significance in our audit because amount of grant recognised is material to the consolidated financial statements, and recognition of grant and assessment of its recoverability are subject to significant judgement of the Management. The area of subjectivity and judgement include interpretation and satisfaction of conditions specified in the Rules and assessment of reasonable assurance that grant will be received.

We obtained understanding over government grant recognition process.

We considered documentation relating to the government grant received and analysed the conditions attached to the respective Rules and respective application and approval procedures.

We evaluated the information which was the basis for the Management's judgement about whether the conditions attached to the grant have been met and whether reasonable assurance has been obtained that the grant will be received.

We performed analytical procedures in respect to the amounts of financing of the projects related to broadband internet in rural and urban areas, obtained understanding of the nature of the expenditures and compared amounts of such expenses on a sample basis with supporting documents.

We assessed the disclosures provided in the Note 32 to the Group's consolidated financial statements in respect of government grants.



The Group's policy on the recognition of the government grants is included in Note 3 to the consolidated financial statements, and detailed disclosures of government grants are included in Note 32 to the consolidated financial statements.

***Other information included in the Group's 2021 Annual report***

Other information consists of the information included in the Group's 2021 Annual report, other than the consolidated financial statements and our auditor's report thereon. Management is responsible for the other information. The Group's 2021 Annual report is expected to be made available to us after the date of this auditor's report.

Our opinion on the consolidated financial statements does not cover the other information and we will not express any form of assurance conclusion thereon.

In connection with our audit of the consolidated financial statements, our responsibility is to read the other information identified above when it becomes available and, in doing so, consider whether the other information is materially inconsistent with the consolidated financial statements or our knowledge obtained in the audit or otherwise appears to be materially misstated.

***Responsibilities of management and the Audit committee of the Board of directors for the consolidated financial statements***

Management is responsible for the preparation and fair presentation of the consolidated financial statements in accordance with IFRSs, and for such internal control as management determines is necessary to enable the preparation of the consolidated financial statements that are free from material misstatement, whether due to fraud or error.

In preparing the consolidated financial statements, management is responsible for assessing the Group's ability to continue as a going concern, disclosing, as applicable, matters related to going concern and using the going concern basis of accounting unless management either intends to liquidate the Group or to cease operations, or has no realistic alternative but to do so.

The Audit committee of the Board of directors is responsible for overseeing the Group's financial reporting process.

***Auditor's responsibilities for the audit of the consolidated financial statements***

Our objectives are to obtain reasonable assurance about whether the consolidated financial statements as a whole are free from material misstatement, whether due to fraud or error, and to issue an auditor's report that includes our opinion. Reasonable assurance is a high level of assurance, but is not a guarantee that an audit conducted in accordance with ISAs will always detect a material misstatement when it exists. Misstatements can arise from fraud or error and are considered material if, individually or in the aggregate, they could reasonably be expected to influence the economic decisions of users taken on the basis of these consolidated financial statements.

As part of an audit in accordance with ISAs, we exercise professional judgment and maintain professional skepticism throughout the audit. We also:

- ▶ Identify and assess the risks of material misstatement of the consolidated financial statements, whether due to fraud or error, design and perform audit procedures responsive to those risks, and obtain audit evidence that is sufficient and appropriate to provide a basis for our opinion. The risk of not detecting a material misstatement resulting from fraud is higher than for one resulting from error, as fraud may involve collusion, forgery, intentional omissions, misrepresentations, or the override of internal control.
- ▶ Obtain an understanding of internal control relevant to the audit in order to design audit procedures that are appropriate in the circumstances, but not for the purpose of expressing an opinion on the effectiveness of the Group's internal control.
- ▶ Evaluate the appropriateness of accounting policies used and the reasonableness of accounting estimates and related disclosures made by management.
- ▶ Conclude on the appropriateness of management's use of the going concern basis of accounting and, based on the audit evidence obtained, whether a material uncertainty exists related to events or conditions that may cast significant doubt on the Group's ability to continue as a going concern. If we conclude that a material uncertainty exists, we are required to draw attention in our auditor's report to the related disclosures in the consolidated financial statements or, if such disclosures are inadequate, to modify our opinion. Our conclusions are based on the audit evidence obtained up to the date of our auditor's report. However, future events or conditions may cause the Group to cease to continue as a going concern.
- ▶ Evaluate the overall presentation, structure and content of the consolidated financial statements, including the disclosures, and whether the consolidated financial statements represent the underlying transactions and events in a manner that achieves fair presentation.
- ▶ Obtain sufficient appropriate audit evidence regarding the financial information of the entities or business activities within the Group to express an opinion on the consolidated financial statements. We are responsible for the direction, supervision and performance of the group audit. We remain solely responsible for our audit opinion.

We communicate with the Audit committee of the Board of directors regarding, among other matters, the planned scope and timing of the audit and significant audit findings, including any significant deficiencies in internal control that we identify during our audit.

We also provide the Audit committee of the Board of directors with a statement that we have complied with relevant ethical requirements regarding independence, and to communicate with them all relationships and other matters that may reasonably be thought to bear on our independence, and where applicable, actions taken to eliminate threats or safeguards applied.



From the matters communicated with the Audit committee of the Board of directors, we determine those matters that were of most significance in the audit of the consolidated financial statements of the current period and are therefore the key audit matters. We describe these matters in our auditor's report unless law or regulation precludes public disclosure about the matter or when, in extremely rare circumstances, we determine that a matter should not be communicated in our report because the adverse consequences of doing so would reasonably be expected to outweigh the public interest benefits of such communication.

The partner in charge of the audit resulting in this independent auditor's report is Paul Cohn.

*Ernst & Young LLP*

---

Paul Cohn  
Audit Partner



---

Rustamzhan Sattarov  
Auditor / General Director  
Ernst & Young LLP



Auditor qualification certificate  
No. МФ - 0000060 dated 6 January 2012

State audit license for audit activities on the territory of the Republic of Kazakhstan: series МФЮ-2, No. 0000003 issued by the Ministry of finance of the Republic of Kazakhstan dated 15 July 2005

050060, Republic of Kazakhstan, Almaty  
Al-Farabi ave., 77/7, Esentai Tower

5 March 2022

**CONSOLIDATED STATEMENT OF FINANCIAL POSITION****As at 31 December 2021**


<i>In thousands of tenge</i>	<b>Note</b>	<b>31 December 2021</b>	<b>31 December 2020</b>
<b>Assets</b>			
<b>Non-current assets</b>			
Property and equipment	8	<b>476,038,092</b>	463,047,336
Intangible assets	9	<b>205,424,785</b>	217,353,880
Goodwill	11	<b>152,402,245</b>	152,402,245
Advances paid for non-current assets	8	<b>3,647,122</b>	3,237,280
Right-of-use assets	24	<b>70,849,066</b>	79,694,418
Investments in associates	10	<b>3,460,120</b>	2,982,957
Deferred tax assets	43	<b>660,170</b>	1,980,671
Cost to obtain contracts		<b>2,494,814</b>	1,732,174
Cost to fulfil contracts		<b>135,051</b>	350,648
Other non-current non-financial assets	14	<b>5,601,003</b>	1,819,045
Other non-current financial assets	13	<b>7,141,361</b>	4,789,179
<b>Total non-current assets</b>		<b>927,853,829</b>	929,389,833
<b>Current assets</b>			
Inventories	15	<b>11,962,754</b>	15,490,029
Trade receivables	16	<b>36,873,043</b>	34,711,705
Advances paid	17	<b>7,500,551</b>	4,651,549
Corporate income tax prepaid		<b>7,527,978</b>	4,166,824
Cost to fulfil contracts		<b>854,321</b>	865,890
Other current non-financial assets	20	<b>13,310,432</b>	7,300,331
Other current financial assets	18	<b>11,592,724</b>	3,626,074
Assets under reverse repurchase agreements	19	<b>49,999,824</b>	-
Financial assets at amortized cost	19	-	18,923,399
Cash and cash equivalents	21	<b>167,109,839</b>	94,428,532
		<b>306,731,466</b>	184,164,333
Assets held for sale	44	-	1,872,008
<b>Total current assets</b>		<b>306,731,466</b>	186,036,341
<b>Total assets</b>		<b>1,234,585,295</b>	1,115,426,174

*The accounting policies and notes on pages 8 to 81 are an integral part of these consolidated financial statements.*

**CONSOLIDATED STATEMENT OF FINANCIAL POSITION (continued)**

<i>In thousands of tenge</i>	Note	31 December 2021	31 December 2020
<b>Equity and liabilities</b>			
Share capital	22	12,136,529	12,136,529
Treasury shares	22	(7,065,614)	(7,065,614)
Foreign currency translation reserve	22	(18,338)	(17,200)
Other reserves	22	1,820,479	1,820,479
Retained earnings		569,486,063	476,006,801
		<b>576,359,119</b>	<b>482,880,995</b>
Non-controlling interests	6	67,818,247	35,659,002
<b>Total equity</b>		<b>644,177,366</b>	<b>518,539,997</b>
<b>Non-current liabilities</b>			
Borrowings: non-current portion	23	282,246,983	316,290,589
Lease liabilities: non-current portion	24	33,810,098	42,461,444
Other non-current financial liabilities		707	1,001
Deferred tax liabilities	43	34,571,582	37,293,300
Employee benefit obligations	25	21,848,722	16,265,307
Debt component of preferred shares	22	814,868	814,868
Non-current contract liabilities	26	8,188,122	6,355,295
Government grants: non-current portion	32	14,596,405	-
Asset retirement obligation	27	7,416,005	7,926,958
<b>Total non-current liabilities</b>		<b>403,493,492</b>	<b>427,408,762</b>
<b>Current liabilities</b>			
Borrowings: current portion	23	33,544,325	46,111,485
Lease liabilities: current portion	24	15,341,478	16,649,191
Other current financial liabilities	29	19,952,085	21,157,700
Employee benefit obligations: current portion	25	1,526,442	1,150,837
Trade payables	28	75,100,611	54,866,134
Current corporate income tax payable		1,087,723	-
Current contract liabilities	30	21,880,659	18,589,517
Government grants: current portion	32	4,202,083	-
Other current non-financial liabilities	31	14,279,031	10,057,334
		<b>186,914,437</b>	<b>168,582,198</b>
Liabilities directly associated with the assets held for sale	44	-	895,217
<b>Total current liabilities</b>		<b>186,914,437</b>	<b>169,477,415</b>
<b>Total liabilities</b>		<b>590,407,929</b>	<b>596,886,177</b>
<b>Total equity and liabilities</b>		<b>1,234,585,295</b>	<b>1,115,426,174</b>


Chairman of the Management Board



  
Yessekeyev K.B.

Chief financial officer


  
Uzbekov A.A.

Chief accountant


  
Urazimanova M.M.

The accounting policies and notes on pages 8 to 81 are an integral part of these consolidated financial statements.

**CONSOLIDATED STATEMENT OF COMPREHENSIVE INCOME****For the year ended 31 December 2021**

<i>In thousands of tenge</i>	<b>Note</b>	<b>2021</b>	<b>2020</b>
Revenue from contracts with customers	33	<b>581,495,220</b>	520,916,698
Compensation for provision of universal services in rural areas	34	<b>6,412,945</b>	6,413,527
Income from government grants	32	<b>6,285,022</b>	–
		<b>594,193,187</b>	527,330,225
Cost of sales	35	<b>(368,002,607)</b>	(336,970,281)
<b>Gross profit</b>		<b>226,190,580</b>	190,359,944
General and administrative expenses	36	<b>(48,922,105)</b>	(39,343,356)
Impairment losses on financial assets	47	<b>(3,256,363)</b>	(2,238,046)
Impairment losses on non-financial assets	47	<b>(6,001,959)</b>	(6,090,233)
Selling expenses	37	<b>(13,681,240)</b>	(12,790,172)
Reversal of tax and related fines and penalties provision	31, 48	<b>682,820</b>	683,901
Income from compensation from Telia and Turkcell	41	<b>9,386,963</b>	–
Provisions for legal claims	31	–	(4,385,679)
Loss on disposal of property and equipment, net		<b>(671,797)</b>	(337,285)
Other operating income	42	<b>4,249,587</b>	4,276,695
Other operating expenses	42	<b>(998,537)</b>	(678,110)
<b>Operating profit</b>		<b>166,977,949</b>	129,457,659
Share in profits of associates	10	<b>512,364</b>	234,676
Loss from disposal of a subsidiary	44	<b>(425,818)</b>	–
Finance costs	39	<b>(46,436,473)</b>	(51,449,062)
Finance income	39	<b>5,842,984</b>	4,520,300
Net foreign exchange gain	40	<b>2,259,417</b>	4,161,428
<b>Profit before tax</b>		<b>128,730,423</b>	86,925,001
Income tax expenses	43	<b>(31,286,637)</b>	(21,661,972)
<b>Profit for the year</b>		<b>97,443,786</b>	65,263,029
<b>Attributable to:</b>			
Equity holders of the Parent		<b>90,759,490</b>	63,493,359
Non-controlling interests	6	<b>6,684,296</b>	1,769,670

*The accounting policies and notes on pages 8 to 81 are an integral part of these consolidated financial statements.*



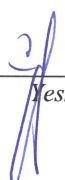
**CONSOLIDATED STATEMENT OF COMPREHENSIVE INCOME (continued)**

<i>In thousands of tenge</i>	<b>Note</b>	<b>2021</b>	<b>2020</b>
<b>Other comprehensive loss</b>			
<i>Other comprehensive loss to be reclassified to profit or loss in subsequent periods (net of tax)</i>			
Foreign exchange differences from translation of financial statements of foreign subsidiaries		(1,138)	(13,908)
<b>Net other comprehensive loss to be reclassified to profit or loss in subsequent periods</b>		<b>(1,138)</b>	<b>(13,908)</b>
<i>Other comprehensive (loss)/income not to be reclassified to profit or loss in subsequent periods (net of tax)</i>			
Actuarial (losses)/gain on defined benefits plans, net of tax	25, 43	(6,302,871)	615,923
<b>Net other comprehensive (loss)/income not to be reclassified to profit or loss in subsequent periods</b>		<b>(6,302,871)</b>	<b>615,923</b>
<b>Other comprehensive (loss)/income for the year, net of tax</b>		<b>(6,304,009)</b>	<b>602,015</b>
<b>Total comprehensive income for the year, net of tax</b>		<b>91,139,777</b>	<b>65,865,044</b>
<b>Attributable to:</b>			
Equity holders of the Parent		<b>84,455,481</b>	64,095,374
Non-controlling interests	6	<b>6,684,296</b>	1,769,670
		<b>91,139,777</b>	<b>65,865,044</b>
<b>Earnings per share</b>			
<i>Basic and diluted, profit for the year attributable to ordinary equity holders of the parent</i>			
	22	<b>8,255.40</b>	5,777.75


Chairman of the Management Board

Chief financial officer

Chief accountant



  
Tessekeyev K.B.


  
Uzbekov A.A.


  
Urzimanova M.M.

*The accounting policies and notes on pages 8 to 81 are an integral part of these consolidated financial statements.*

## CONSOLIDATED STATEMENT OF CHANGES IN EQUITY

For the year ended 31 December 2021

In thousands of tenge	Attributable to equity holders of the Parent					Total	Non-controlling interests	Total Equity
	Shares outstanding	Treasury shares	Foreign currency translation reserve	Other reserves	Retained earnings			
Note	22	22	22	22			6	
<b>At 1 January 2020</b>	12,136,529	(7,065,614)	(3,292)	1,820,479	420,370,835	427,258,937	36,139,332	463,398,269
Net profit for the year	-	-	-	-	63,493,359	63,493,359	1,769,670	65,263,029
Other comprehensive income	-	-	(13,908)	-	615,923	602,015	-	602,015
<b>Total comprehensive income</b>	-	-	(13,908)	-	64,109,282	64,095,374	1,769,670	65,865,044
Dividends (Note 22)	-	-	-	-	(8,473,316)	(8,473,316)	(2,250,000)	(10,723,316)
<b>At 31 December 2020</b>	12,136,529	(7,065,614)	(17,200)	1,820,479	476,006,801	482,880,995	35,659,002	518,539,997
Net profit for the year	-	-	-	-	90,759,490	90,759,490	6,684,296	97,443,786
Other comprehensive loss	-	-	(1,138)	-	(6,302,871)	(6,304,009)	-	(6,304,009)
<b>Total comprehensive income</b>	-	-	(1,138)	-	84,456,619	84,455,481	6,684,296	91,139,777
Dividends (Note 22)	-	-	-	-	(18,958,368)	(18,958,368)	(4,394,500)	(23,352,868)
Discount on loan received from non-controlling interests (Note 23)	-	-	-	-	-	-	1,260,102	1,260,102
Other transactions with owners (Note 22)	-	-	-	-	1,310,411	1,310,411	-	1,310,411
Change in interests in subsidiaries that do not result in a loss of control (Note 5)	-	-	-	-	26,670,600	26,670,600	28,609,347	55,279,947
<b>At 31 December 2021</b>	12,136,529	(7,065,614)	(18,338)	1,820,479	569,486,063	576,359,119	67,818,247	644,177,366

Chairman of the Management Board


  
Yessekeyev K.B.

Chief financial officer

  
Uzbekov A.A.

Chief accountant

  
Utazimanova M.M.

The accounting policies and notes on pages 8 to 81 are an integral part of these consolidated financial statements.

**CONSOLIDATED STATEMENT OF CASH FLOWS**

For the year ended 31 December 2021

<i>In thousands of tenge</i>	<b>Note</b>	<b>2021</b>	<b>2020</b>
<b>Operating activities</b>			
Profit before tax for the year		128,730,423	86,925,001
<b>Adjustments for:</b>			
Depreciation of property and equipment and right of use assets	8, 24	90,332,002	81,418,841
Amortisation of intangible assets	9	27,512,149	28,945,419
Impairment loss on non-financial assets	47	6,001,959	6,090,233
Impairment loss on financial assets	47	3,256,363	2,238,046
Net foreign exchange gain	40	(2,259,417)	(4,161,428)
Changes in employee benefit obligations		(871,089)	473,223
Write-down of inventories to net realizable value	36	521,450	1,199,617
Share in profits of associates	10	(512,364)	(234,676)
Finance costs	39	46,436,473	51,449,062
Finance income	39	(5,842,984)	(4,520,300)
Provisions for tax risks	31	2,226,548	-
Provisions for legal claims	31	-	4,385,679
Income from government grants	32	(6,285,022)	-
Loss on disposal of property and equipment, net		671,797	337,285
Loss on cancellation of lease agreements	24	319,436	-
Reversal of tax and related fines and penalties provision	31, 48	(682,820)	(683,901)
<b>Operating cash flows before changes in operating assets and liabilities</b>		<b>289,554,904</b>	<b>253,862,101</b>
<b>Changes in operating assets and liabilities</b>			
Change in trade receivables		(5,253,423)	(3,079,628)
Change in inventories		3,005,825	(6,124,572)
Change in other current assets		(7,199,343)	2,498,977
Change in advances paid		(2,829,011)	1,061,703
Change in trade payables		6,895,576	(6,455,578)
Change in cost to obtain contracts and cost to fulfil contracts		(535,474)	(80,560)
Change in contract liabilities		5,123,969	(606,706)
Changes in other current liabilities		16,944,554	3,947,470
<b>Cash flows from operating activities</b>		<b>305,707,577</b>	<b>245,023,207</b>
Income tax paid		(28,239,119)	(26,228,465)
Interest paid	47	(44,661,377)	(50,627,061)
Interest received		4,372,735	2,802,949
<b>Net cash flows from operating activities</b>		<b>237,179,816</b>	<b>170,970,630</b>

The accounting policies and notes on pages 8 to 81 are an integral part of these consolidated financial statements.

**CONSOLIDATED STATEMENT OF CASH FLOWS (continued)**

<i>In thousands of tenge</i>	Note	2021	2020
<b>Investing activities</b>			
Purchase of property and equipment		(83,802,273)	(93,092,011)
Purchase of intangible assets		(17,425,609)	(13,365,494)
Proceeds from sale of property and equipment		1,797,882	878,889
Cash paid for assets under reverse repurchase agreements	19	(49,999,824)	-
Purchase of financial assets at amortized cost	19	(140,018,401)	(36,751,293)
Proceeds from redemption of financial assets at amortized cost	19	158,630,603	18,139,091
Proceeds from redemption of financial assets at fair value through other comprehensive income		-	5,385,385
Placement of deposits	13, 18	(10,136,700)	(43,243)
Proceeds from disposal of subsidiary, net of cash disposed	44	987,132	-
Issue of long-term loans to employees		(935,162)	(555,099)
Repayment of loans to employees		472,912	404,554
Investments in associates	10	-	(529,392)
Return of cash restricted in use		7,548	9,181
Dividends received from associate	10	35,201	-
<b>Net cash flows used in investing activities</b>		<b>(140,386,691)</b>	<b>(119,519,432)</b>
<b>Financing activities</b>			
Borrowings received	47	62,500,000	53,307,169
Borrowings repaid	47	(107,240,887)	(58,216,453)
Dividends paid to equity holders of the Parent	22	(17,661,587)	(10,143,729)
Dividends paid to non-controlling interests	6, 22	(4,394,500)	(2,250,000)
Repayment of principal portion of lease liabilities	47	(15,072,509)	(14,806,108)
Proceeds from sale of non-controlling shares	5	55,279,947	-
<b>Net cash flows used in financing activities</b>		<b>(26,589,536)</b>	<b>(32,109,121)</b>
Effect of exchange rate changes on cash and cash equivalents		2,201,914	3,713,791
Effect of changes in expected credit losses	21	(4,830)	15,920
<b>Net change in cash and cash equivalents</b>		<b>72,400,673</b>	<b>23,071,788</b>
Cash and cash equivalents, as at 1 January	21	94,709,166	71,637,378
<b>Cash and cash equivalents, as at 31 December</b>	21	<b>167,109,839</b>	<b>94,709,166</b>

Disclosure of significant non-cash transactions is presented in *Note 45*

Chairman of the Management Board



*Yessekeyev K.B.*

Chief financial officer

*Uzbekov A.A.*

Chief accountant

*Urazimanova M.M.*

The accounting policies and notes on pages 8 to 81 are an integral part of these consolidated financial statements.



**NOTES TO THE CONSOLIDATED FINANCIAL STATEMENTS****For the year ended 31 December 2021****1. GENERAL INFORMATION**

Kazakhtelecom JSC (the “Company” or “Kazakhtelecom”) was established in June 1994 in accordance with the legislation of the Republic of Kazakhstan.

The Company is incorporated, domiciled and operates in the Republic of Kazakhstan. The legal address of the Company is: 12 Sauran Str., Nur-Sultan, 010000, Republic of Kazakhstan.

The Company is controlled by the Government of the Republic of Kazakhstan through Sovereign Wealth Fund “Samruk-Kazyna” JSC (“Samruk-Kazyna” or the “Parent”), which owns 51% of the Company’s controlling shares. Below is a list of the Company’s shareholders as at 31 December 2021:

	At 31 December 2021	At 31 December 2020
Samruk-Kazyna	51.0%	51.0%
SKYLINE INVESTMENT COMPANY S.A.	24.5%	24.5%
ADR (The Bank of New York – depositor)	9.6%	9.6%
Alatau Capital Invest LLP	3.7%	3.7%
Corporate fund “Social Development Fund”	3.4%	–
United Accumulative Pension Fund JSC	–	3.4%
Other	7.8%	7.8%
	<b>100%</b>	<b>100%</b>

The Company is included in the register of natural monopolists in relation to transit traffic services provided to telecommunication operators, public switch telecommunication network (“PSTN”), connection services provided to third party telecommunication operators, and rental of phone channels to telecommunication operators for connection to PSTN.

The Company and its subsidiaries listed in *Note 5* (hereinafter collectively referred to as the “Group”) have a significant share of the fixed line and mobile communication markets, including local, long-distance intercity and international telecommunication services including CIS and non-CIS countries; leases out lines and provides data transfer services, sells mobile devices and provides other telecommunication services.

These consolidated financial statements of the Group were approved for issue by the Chairman of the Management Board on behalf of the Management of the Company on 5 March 2022.

**2. BASIS OF PREPARATION**

These consolidated financial statements of the Group have been prepared in accordance with International Financial Reporting Standards (hereinafter, “IFRS”), as issued by International Accounting Standard Board (hereinafter, “IASB”).

These consolidated financial statements have been prepared on a historical cost basis, except as described in the accounting policies and the notes to these consolidated financial statements. The consolidated financial statements are presented in Kazakhstani tenge (“tenge”) and all amounts are rounded to the nearest thousands, except when otherwise indicated.

**Going concern**

The consolidated financial statements have been prepared on a going concern basis, which assumes continuation of the course of business, realization of assets and settlement of liabilities in the normal course of business.

**Basis of consolidation**

The consolidated financial statements comprise the financial statements of the Company and its subsidiaries as at 31 December 2021. Control is achieved when the Group is exposed, or has rights, to variable returns from its involvement with the investee and has the ability to affect those returns through its power over the investee. Specifically, the Group controls an investee if, and only if, the Group has:

- Power over the investee (i.e. existing rights that give it the current ability to direct the relevant activities of the investee);
- Exposure, or rights, to variable returns from its involvement with the investee;
- The ability to use its power over the investee to affect its returns.

**NOTES TO THE CONSOLIDATED FINANCIAL STATEMENTS (continued)**

---

**2. BASIS FOR PREPARATION (continued)****Basis of consolidation (continued)**

Generally, there is a presumption that a majority of voting rights results in control. To support this presumption and when the Group has less than a majority of the voting or similar rights of an investee, the Group considers all relevant facts and circumstances in assessing whether it has power over an investee, including:

- The contractual arrangement(s) with the other vote holders of the investee;
- Rights arising from other contractual arrangements;
- The Group's voting rights and potential voting rights.

The Group re-assesses whether or not it controls an investee if facts and circumstances indicate that there are changes to one or more of the three elements of control. Consolidation of a subsidiary begins when the Group obtains control over the subsidiary and ceases when the Group loses control of the subsidiary. Assets, liabilities, income and expenses of a subsidiary acquired or disposed of during the year are included in the consolidated financial statements from the date the Group gains control until the date the Group ceases to control the subsidiary.

Profit or loss and each component of other comprehensive income (OCI) are attributed to the equity holders of the parent of the Group and to the non-controlling interests, even if this results in the non-controlling interests having a deficit balance. When necessary, adjustments are made to the financial statements of subsidiaries to bring their accounting policies in line with the Group's accounting policies. All intra-group assets and liabilities, equity, income, expenses and cash flows relating to transactions between members of the Group are eliminated in full on consolidation.

A change in the ownership interest of a subsidiary, without a loss of control, is accounted for as an equity transaction.

If the Group loses control over a subsidiary, it derecognises the related assets (including goodwill), liabilities, non-controlling interest and other components of equity, while any resultant gain or loss is recognised in profit or loss. Any investment retained is recognised at fair value.

**3. SUMMARY OF SIGNIFICANT ACCOUNTING POLICIES****New and amended standards and interpretations**

The Group applied for the first-time certain standards and amendments, which are effective for annual periods beginning on or after 1 January 2021. The Group has not early adopted any standard, interpretation or amendment that has been issued but are not yet effective.

*Interest Rate Benchmark Reform – Phase 2: Amendments to IFRS 9, IAS 39, IFRS 7, IFRS 4 and IFRS 16*

The amendments provide temporary reliefs which address the financial reporting effects when an interbank offered rate (IBOR) is replaced with an alternative nearly risk-free interest rate (RFR). The amendments include the following practical expedients:

- A practical expedient to require contractual changes, or changes to cash flows that are directly required by the reform, to be treated as changes to a floating interest rate, equivalent to a movement in a market rate of interest;
- Permit changes required by IBOR reform to be made to hedge designations and hedge documentation without the hedging relationship being discontinued;
- Provide temporary relief to entities from having to meet the separately identifiable requirement when an RFR instrument is designated as a hedge of a risk component.

These amendments had no impact on the consolidated financial statements of the Group. The Group intends to use the practical expedients in future periods if they become applicable.

*COVID-19-Related Rent Concessions beyond 30 June 2021 Amendments to IFRS 16*

On 28 May 2020, the IASB issued *COVID-19-Related Rent Concessions – amendment to IFRS 16 Leases*. The amendments provide relief to lessees from applying IFRS 16 guidance on lease modification accounting for rent concessions arising as a direct consequence of the COVID-19 pandemic. As a practical expedient, a lessee may elect not to assess whether a COVID-19 related rent concession from a lessor is a lease modification. A lessee that makes this election accounts for any change in lease payments resulting from the COVID-19 related rent concession the same way it would account for the change under IFRS 16, if the change were not a lease modification.

**NOTES TO THE CONSOLIDATED FINANCIAL STATEMENTS (continued)**

---

**3. SUMMARY OF SIGNIFICANT ACCOUNTING POLICIES (continued)****New and amended standards and interpretations (continued)***COVID-19-Related Rent Concessions beyond 30 June 2021 Amendments to IFRS 16 (continued)*

The amendment was intended to apply until 30 June 2021, but as the impact of the COVID-19 pandemic is continuing, on 31 March 2021, the IASB extended the period of application of the practical expedient to 30 June 2022. The amendment applies to annual reporting periods beginning on or after 1 April 2021. However, the Group has not received COVID-19-related rent concessions, but plans to apply the practical expedient if it becomes applicable within allowed period of application.

**Standards issued but not yet effective**

The new and amended standards and interpretations that are issued, but not yet effective, up to the date of issuance of the Group's financial statements are disclosed below. The Group intends to adopt these new and amended standards and interpretations, if applicable, when they become effective.

*IFRS 17 Insurance Contracts*

In May 2017, the IASB issued IFRS 17 *Insurance Contracts* (IFRS 17), a comprehensive new accounting standard for insurance contracts covering recognition and measurement, presentation and disclosure. Once effective, IFRS 17 will replace IFRS 4 *Insurance Contracts* (IFRS 4) that was issued in 2005. IFRS 17 applies to all types of insurance contracts (i.e., life, non-life, direct insurance and re-insurance), regardless of the type of entities that issue them, as well as to certain guarantees and financial instruments with discretionary participation features.

A few scope exceptions will apply. The overall objective of IFRS 17 is to provide an accounting model for insurance contracts that is more useful and consistent for insurers. In contrast to the requirements in IFRS 4, which are largely based on grandfathering previous local accounting policies, IFRS 17 provides a comprehensive model for insurance contracts, covering all relevant accounting aspects. The core of IFRS 17 is the general model, supplemented by:

- A specific adaptation for contracts with direct participation features (the variable fee approach);
- A simplified approach (the premium allocation approach) mainly for short-duration contracts.

IFRS 17 is effective for reporting periods beginning on or after 1 January 2023, with comparative figures required. Early application is permitted, provided the entity also applies IFRS 9 and IFRS 15 on or before the date it first applies IFRS 17. This standard is not applicable to the Group.

*Amendments to IAS 1 Classification of Liabilities as Current or Non-current*

In January 2020, the IASB issued amendments to paragraphs 69 to 76 of IAS 1 to specify the requirements for classifying liabilities as current or non-current. The amendments clarify:

- What is meant by a right to defer settlement;
- That a right to defer must exist at the end of the reporting period;
- That classification is unaffected by the likelihood that an entity will exercise its deferral right;
- That only if an embedded derivative in a convertible liability is itself an equity instrument would the terms of a liability not impact its classification.

In November 2021, the Board published an exposure draft in which it proposed that if a right to defer settlement for at least twelve months is subject to an entity complying with conditions after the reporting date, those conditions do not affect whether the right to defer settlement exists at the reporting date for the purpose of classifying a liability as current or non-current.

Additional presentation and disclosure requirements would be applicable in such circumstances, including presenting non-current liabilities that are subject to covenants to be complied with within twelve months after the reporting period, separately in the statement of financial position.

Furthermore, the Board proposed to defer the effective date to no earlier than 1 January 2024 (from 1 January 2023). Comments are due to be received by the Board by 21 March 2022.

**NOTES TO THE CONSOLIDATED FINANCIAL STATEMENTS (continued)**

---

**3. SUMMARY OF SIGNIFICANT ACCOUNTING POLICIES (continued)****Standards issued but not yet effective (continued)***Reference to the Conceptual Framework – Amendments to IFRS 3*

In May 2020, the IASB issued Amendments to IFRS 3 *Business Combinations – Reference to the Conceptual Framework*. The amendments are intended to replace a reference to the *Framework for the Preparation and Presentation of Financial Statements*, issued in 1989, with a reference to the *Conceptual Framework for Financial Reporting* issued in March 2018 without significantly changing its requirements.

The Board also added an exception to the recognition principle of IFRS 3 to avoid the issue of potential ‘day 2’ gains or losses arising for liabilities and contingent liabilities that would be within the scope of IAS 37 or IFRIC 21 *Levies*, if incurred separately.

At the same time, the Board decided to clarify existing guidance in IFRS 3 for contingent assets that would not be affected by replacing the reference to the *Framework for the Preparation and Presentation of Financial Statements*.

The amendments are effective for annual reporting periods beginning on or after 1 January 2022 and apply prospectively.

*Property, Plant and Equipment: Proceeds before Intended Use – Amendments to IAS 16*

In May 2020, the IASB issued *Property, Plant and Equipment – Proceeds before Intended Use*, which prohibits entities deducting from the cost of an item of property, plant and equipment, any proceeds from selling items produced while bringing that asset to the location and condition necessary for it to be capable of operating in the manner intended by management. Instead, an entity recognises the proceeds from selling such items, and the costs of producing those items, in profit or loss.

The amendment is effective for annual reporting periods beginning on or after 1 January 2022 and must be applied retrospectively to items of property, plant and equipment made available for use on or after the beginning of the earliest period presented when the entity first applies the amendment. The amendments are not expected to have a material impact on the Group.

*Onerous Contracts – Costs of Fulfilling a Contract – Amendments to IAS 37*

In May 2020, the IASB issued amendments to IAS 37 to specify which costs an entity needs to include when assessing whether a contract is onerous or loss-making.

The amendments apply a “directly related cost approach”. The costs that relate directly to a contract to provide goods or services include both incremental costs and an allocation of costs directly related to contract activities. General and administrative costs do not relate directly to a contract and are excluded unless they are explicitly chargeable to the counterparty under the contract.

The amendments are effective for annual reporting periods beginning on or after 1 January 2022. The Group will apply these amendments to contracts for which it has not yet fulfilled all its obligations at the beginning of the annual reporting period in which it first applies the amendments.

*IFRS 1 First-time Adoption of International Financial Reporting Standards – Subsidiary as a first-time adopter*

As part of its 2018-2020 annual improvements to IFRS standards process, the IASB issued an amendment to IFRS 1 *First-time Adoption of International Financial Reporting Standards*. The amendment permits a subsidiary that elects to apply paragraph D16(a) of IFRS 1 to measure cumulative translation differences using the amounts reported by the parent, based on the parent’s date of transition to IFRS. This amendment is also applied to an associate or joint venture that elects to apply paragraph D16(a) of IFRS 1.

The amendment is effective for annual reporting periods beginning on or after 1 January 2022 with earlier adoption permitted. This amendment is not applicable to the Group.

*IFRS 9 Financial Instruments – Fees in the ‘10 per cent’ test for derecognition of financial liabilities*

As part of its 2018-2020 annual improvements to IFRS standards process the IASB issued amendment to IFRS 9. The amendment clarifies the fees that an entity includes when assessing whether the terms of a new or modified financial liability are substantially different from the terms of the original financial liability. These fees include only those paid or received between the borrower and the lender, including fees paid or received by either the borrower or lender on the other’s behalf. An entity applies the amendment to financial liabilities that are modified or exchanged on or after the beginning of the annual reporting period in which the entity first applies the amendment.



**NOTES TO THE CONSOLIDATED FINANCIAL STATEMENTS (continued)**

---

**3. SUMMARY OF SIGNIFICANT ACCOUNTING POLICIES (continued)****Standards issued but not yet effective (continued)***IFRS 9 Financial Instruments – Fees in the ‘10 per cent’ test for derecognition of financial liabilities (continued)*

The amendment is effective for annual reporting periods beginning on or after 1 January 2022 with earlier adoption permitted. The Group will apply the amendments to financial liabilities that are modified or exchanged on or after the beginning of the annual reporting period in which the entity first applies the amendment.

The amendments are not expected to have a material impact on the Group.

*IAS 41 Agriculture – Taxation in fair value measurements*

As part of its 2018-2020 annual improvements to IFRS standards process the IASB issued amendment to IAS 41 *Agriculture*. The amendment removes the requirement in paragraph 22 of IAS 41 that entities exclude cash flows for taxation when measuring the fair value of assets within the scope of IAS 41.

An entity applies the amendment prospectively to fair value measurements on or after the beginning of the first annual reporting period beginning on or after 1 January 2022 with earlier adoption permitted. This standard is not applicable to the Group.

*Definition of Accounting Estimates – Amendments to IAS 8*

In February 2021, the IASB issued amendments to IAS 8, in which it introduces a definition of ‘accounting estimates’. The amendments clarify the distinction between changes in accounting estimates and changes in accounting policies and the correction of errors. Also, they clarify how entities use measurement techniques and inputs to develop accounting estimates.

The amendments are effective for annual reporting periods beginning on or after 1 January 2023 and apply to changes in accounting policies and changes in accounting estimates that occur on or after the start of that period. Earlier application is permitted as long as this fact is disclosed.

The amendments are not expected to have a material impact on the Group.

*Disclosure of Accounting Policies – Amendments to IAS 1 and IFRS Practice Statement 2*

In February 2021, the IASB issued amendments to IAS 1 and IFRS Practice Statement 2 *Making Materiality Judgements*, in which it provides guidance and examples to help entities apply materiality judgements to accounting policy disclosures. The amendments aim to help entities provide accounting policy disclosures that are more useful by replacing the requirement for entities to disclose their ‘significant’ accounting policies with a requirement to disclose their ‘material’ accounting policies and adding guidance on how entities apply the concept of materiality in making decisions about accounting policy disclosures.

The amendments to IAS 1 are applicable for annual periods beginning on or after 1 January 2023 with earlier application permitted. Since the amendments to the Practice Statement 2 provide non-mandatory guidance on the application of the definition of material to accounting policy information, an effective date for these amendments is not necessary.

The Group is currently assessing the impact of the amendments to determine the impact they will have on the Group’s accounting policy disclosures.

*Amendments to IFRS 17 Insurance Contracts: Initial Application of IFRS 17 and IFRS 9 Comparative Information*

On 9 December 2021, the IASB issued an amendment to IFRS 17 *Insurance Contracts*, to add a transition option relating to comparative information presented on initial application of IFRS 17 and IFRS 9. This amendment follows from the Exposure Draft (ED) on Initial Application of IFRS 17 and IFRS 9 *Comparative Information*, published in July 2021, and subsequent redeliberations based on feedback from stakeholders.

The IASB decided to introduce this transition option, a classification overlay for financial assets in the comparative period, in response to concerns raised by stakeholders regarding accounting mismatches that could arise between financial assets and insurance contract liabilities in the comparative information when IFRS 17 and IFRS 9 *Financial Instruments* are first applied in 2023.

The amendments are not expected to have a material impact on the Group.

**NOTES TO THE CONSOLIDATED FINANCIAL STATEMENTS (continued)****3. SUMMARY OF SIGNIFICANT ACCOUNTING POLICIES (continued)****Standards issued but not yet effective (continued)***Amendments to IAS 12 Income Taxes: Deferred Tax Related to Assets and Liabilities Arising from a Single Transaction*

On 7 May 2021, the IASB issued *Deferred Tax Related to Assets and Liabilities Arising from a Single Transaction – Amendments to IAS 12*. The Board amended the standard to reduce diversity in the way that entities account for deferred tax on transactions and events, such as leases and decommissioning obligations, that lead to the initial recognition of both an asset and a liability.

The Amendments narrow the scope of the initial recognition exception under IAS 12 *Income Taxes*, so that it no longer applies to transactions that give rise to equal taxable and deductible temporary differences. The Amendments also clarify that where payments that settle a liability are deductible for tax purposes, it is a matter of judgement (having considered the applicable tax law) whether such deductions are attributable for tax purposes to the liability recognised in the financial statements (and interest expense) or to the related asset component (and interest expense). This judgement is important in determining whether any temporary differences exist on initial recognition of the asset and liability. The Amendments apply to annual reporting periods beginning on or after 1 January 2023, with earlier application permitted.

The Group is currently assessing the impact of the amendments to determine the impact they will have on the Group's accounting policy disclosures.

**Foreign currency translation**

The consolidated financial statements of the Group are presented in tenge, which is the functional currency of the Company and its main subsidiaries. Tenge is the currency of the primary economic environment in which the Company and its main subsidiaries operate. Each entity in the Group determines its own functional currency and items included in the financial statements of each entity are measured using that functional currency.

*Transactions and balances*

Transactions in foreign currencies are initially recorded by the Group's entities at their respective functional currency spot rates at the date the transaction first qualifies for recognition. Monetary assets and liabilities denominated in foreign currency are translated at the official exchange rate ruling at the reporting date established by Kazakhstan Stock Exchange ("KASE") and published by the National Bank of the Republic of Kazakhstan ("NBRK"). All translation differences are recognized in the consolidated statement of comprehensive income.

Non-monetary items that are measured in terms of historical cost in a foreign currency are translated using the exchange rates as at the dates of the initial transactions. Non-monetary items measured at fair value in a foreign currency are translated using the exchange rates at the date when the fair value is determined. The gain or loss arising on translation of non-monetary items measured at fair value is treated in line with the recognition of the gain or loss on the change in fair value of the item (i.e., translation differences on items whose fair value gain or loss is recognised in OCI or profit or loss are also recognised in OCI or profit or loss, respectively).

Foreign exchange rates are presented in the following table:

	<b>31 December 2021</b>	31 December 2020
US dollar	<b>431.8</b>	420.91
Euro	<b>489.1</b>	516.79
Russian rubles	<b>5.76</b>	5.62

The functional currency of foreign operation KT-IX LLC (Russian Federation) is Russian rubles. During consolidation the assets and liabilities of foreign operation are translated into tenge at the rate of exchange prevailing at the reporting date and its statement of comprehensive income is translated at exchange rates prevailing at the date of the transactions. The exchange differences arising on the translation are recognised in other comprehensive income.

**Business combinations and goodwill**

Business combinations are accounted for using the acquisition method. The cost of an acquisition is measured as the aggregate of the consideration transferred, which is measured at acquisition date fair value, and the amount of any non-controlling interests in the acquiree. For each business combination, the Group elects whether to measure the non-controlling interests in the acquiree at fair value or at the proportionate share of the acquiree's identifiable net assets. Acquisition-related costs are expensed as incurred and included in general and administrative expenses.

**NOTES TO THE CONSOLIDATED FINANCIAL STATEMENTS (continued)**

---

**3. SUMMARY OF SIGNIFICANT ACCOUNTING POLICIES (continued)****Business combinations and goodwill (continued)**

The Group determines that it has acquired a business when the acquired set of activities and assets include an input and a substantive process that together significantly contribute to the ability to create outputs. The acquired process is considered substantive if it is critical to the ability to continue producing outputs, and the inputs acquired include an organised workforce with the necessary skills, knowledge, or experience to perform that process or it significantly contributes to the ability to continue producing outputs and is considered unique or scarce or cannot be replaced without significant cost, effort, or delay in the ability to continue producing outputs.

When the Group acquires a business, it assesses the financial assets and liabilities assumed for appropriate classification and designation in accordance with the contractual terms, economic circumstances and pertinent conditions as at the acquisition date. This includes the separation of embedded derivatives in host contracts by the acquiree.

Any contingent consideration to be transferred by the acquirer will be recognised at fair value at the acquisition date. Contingent consideration classified as equity is not remeasured and its subsequent settlement is accounted for within equity. Contingent consideration classified as an asset or liability that is a financial instrument and within the scope of IFRS 9 *Financial Instruments*, is measured at fair value with the changes in fair value recognised in the statement of profit or loss in accordance with IFRS 9. Other contingent consideration that is not within the scope of IFRS 9 is measured at fair value at each reporting date with changes in fair value recognised in profit or loss.

Goodwill is initially measured at cost (being the excess of the aggregate of the consideration transferred and the amount recognised for non-controlling interests and any previous interest held over the net identifiable assets acquired and liabilities assumed). If the fair value of the net assets acquired is in excess of the aggregate consideration transferred, the Group re-assesses whether it has correctly identified all of the assets acquired and all of the liabilities assumed and reviews the procedures used to measure the amounts to be recognised at the acquisition date. If the reassessment still results in an excess of the fair value of net assets acquired over the aggregate consideration transferred, then the gain is recognised in profit or loss.

After initial recognition, goodwill is measured at cost less any accumulated impairment losses. For the purpose of impairment testing, goodwill acquired in a business combination is, from the acquisition date, allocated to each of the Group's cash-generating units that are expected to benefit from the combination, irrespective of whether other assets or liabilities of the acquiree are assigned to those units.

Where goodwill has been allocated to a cash-generating unit (CGU) and part of the operation within that unit is disposed of, the goodwill associated with the disposed operation is included in the carrying amount of the operation when determining the gain or loss on disposal. Goodwill disposed in these circumstances is measured based on the relative values of the disposed operation and the portion of the cash-generating unit retained.

**Investments in associates and joint ventures**

An associate is an entity over which the Group has significant influence. Significant influence is the power to participate in the financial and operating policy decisions of the investee, but is not control or joint control over those policies.

A joint venture is a type of joint arrangement whereby the parties that have joint control of the arrangement have rights to the net assets of the joint venture. Joint control is the contractually agreed sharing of control of an arrangement, which exists only when decisions about the relevant activities require the unanimous consent of the parties sharing control.

The considerations made in determining significant influence or joint control are similar to those necessary to determine control over subsidiaries. The Group's investment in its associate and joint venture are accounted for using the equity method.

Under the equity method, the investment in an associate or a joint venture is initially recognised at cost. The carrying amount of the investment is adjusted to recognise changes in the Group's share of net assets of the associate or joint venture since the acquisition date. Goodwill relating to the associate or joint venture is included in the carrying amount of the investment and is not tested for impairment separately.

The consolidated statement of comprehensive income reflects the Group's share of the results of operations of the associate or joint venture. Any change in OCI of those investees is presented as part of the Group's OCI. In addition, when there has been a change recognised directly in the equity of the associate or joint venture, the Group recognises its share of any changes, when applicable, in the statement of changes in equity. Unrealised gains and losses resulting from transactions between the Group and the associate or joint venture are eliminated to the extent of the interest in the associate or joint venture.

**NOTES TO THE CONSOLIDATED FINANCIAL STATEMENTS (continued)**

---

**3. SUMMARY OF SIGNIFICANT ACCOUNTING POLICIES (continued)****Investments in associates and joint ventures (continued)**

The aggregate of the Group's share of profit or loss of an associate and a joint venture is shown on the face of the statement of profit or loss outside operating profit and represents profit or loss after tax and non-controlling interests in the subsidiaries of the associate or joint venture.

The financial statements of the associate or joint venture are prepared for the same reporting period as the Group. When necessary, adjustments are made to bring the accounting policies in line with those of the Group.

After application of the equity method, the Group determines whether it is necessary to recognise an impairment loss on its investment in its associate or joint venture. At each reporting date, the Group determines whether there is objective evidence that the investment in the associate or joint venture is impaired. If there is such evidence, the Group calculates the amount of impairment as the difference between the recoverable amount of the associate or joint venture and its carrying value, and then recognises the loss within 'Share of profit of an associate and a joint venture' in the consolidated statement of comprehensive income.

Upon loss of significant influence over the associate or joint control over the joint venture, the Group measures and recognises any retained investment at its fair value. Any difference between the carrying amount of the associate or joint venture upon loss of significant influence or joint control and the fair value of the retained investment and proceeds from disposal is recognised in profit or loss.

**Current versus non-current classification**

The Group presents assets and liabilities in the consolidated statement of financial position based on current/non-current classification. An asset is current when it is:

- Expected to be realised or intended to be sold or consumed in normal operating cycle;
- Held primarily for the purpose of trading;
- Expected to be realised within 12 (twelve) months after the reporting period; or
- Cash or cash equivalent unless restricted from being exchanged or used to settle a liability for at least 12 (twelve) months after the reporting period.

All other assets are classified as non-current.

A liability is current when:

- It is expected to be settled in normal operating cycle;
- It is held primarily for the purpose of trading;
- It is due to be settled within 12 (twelve) months after the reporting period; or
- There is no unconditional right to defer the settlement of the liability for at least 12 (twelve) months after the reporting period.

The terms of the liability that could, at the option of the counterparty, result in its settlement by the issue of equity instruments do not affect its classification.

The Group classifies all other liabilities as non-current.

Deferred tax assets and liabilities are classified as non-current assets and liabilities.

**Fair value measurement**

Fair value related disclosures for financial instruments and non-financial assets that are measured at fair value or where fair values are disclosed, are summarised in the *Note 47*.

Fair value is the price that would be received to sell an asset or paid to transfer a liability in an orderly transaction between market participants at the measurement date. The fair value measurement is based on the presumption that the transaction to sell the asset or transfer the liability takes place either:

- In the principal market for the asset or liability; or
- In the absence of a principal market, in the most advantageous market for the asset or liability.

**NOTES TO THE CONSOLIDATED FINANCIAL STATEMENTS (continued)**

---

**3. SUMMARY OF SIGNIFICANT ACCOUNTING POLICIES (continued)****Fair value measurement (continued)**

The principal or the most advantageous market must be accessible by the Group.

The fair value of an asset or a liability is measured using the assumptions that market participants would use when pricing the asset or liability, assuming that market participants act in their economic best interest.

A fair value measurement of a non-financial asset takes into account a market participant's ability to generate economic benefits by using the asset in its highest and best use or by selling it to another market participant that would use the asset in its highest and best use.

The Group uses valuation techniques that are appropriate in the circumstances and for which sufficient data are available to measure fair value, maximising the use of relevant observable inputs and minimising the use of unobservable inputs.

All assets and liabilities for which fair value is measured or disclosed in the consolidated financial statements are categorised within the fair value hierarchy, described as follows, based on the lowest level input that is significant to the fair value measurement as a whole:

- Level 1 – quoted (unadjusted) market prices in active markets for identical assets or liabilities.
- Level 2 – valuation techniques for which the lowest level input that is significant to the fair value measurement is directly or indirectly observable.
- Level 3 – valuation techniques for which the lowest level input that is significant to the fair value measurement is unobservable.

For assets and liabilities that are recognised in the consolidated financial statements at fair value on a recurring basis, the Group determines whether transfers have occurred between levels in the hierarchy by re-assessing categorisation (based on the lowest level input that is significant to the fair value measurement as a whole) at the end of each reporting period.

The respective unit of the Group (hereinafter, the “Working Group”) determines the policies and procedures for both recurring fair value measurement, such as investment properties and unquoted AFS financial assets, and for non-recurring measurement, such as assets held for distribution in discontinued operations. The composition of the Working Group is determined by the Management of the Group.

External valuers are involved for valuation of significant assets, such as investment properties and unquoted financial assets, and significant liabilities, such as contingent consideration. Involvement of external valuers is determined annually by the Working Group after discussion with and approval by the Group's Audit Committee. Selection criteria include market knowledge, reputation, independence and whether professional standards are maintained. Valuers are normally rotated every three years. The Working Group decides, after discussions with the Group's external valuers, which valuation techniques and inputs to use for each case.

At each reporting date, the Working Group analyses the movements in the values of assets and liabilities which are required to be remeasured or re-assessed as per the Group's accounting policies. For this analysis, the Working Group verifies the major inputs applied in the latest valuation by agreeing the information in the valuation computation to contracts and other relevant documents.

The Working Group also compares the change in the fair value of each asset and liability with relevant external sources to determine whether the change is reasonable.

The Working Group and external valuers of the Group provide valuation results to the Audit Committee and independent auditors of the Group on a regular basis that assumes discussion of main assumptions used in valuation.

For the purpose of fair value disclosures, the Group has determined classes of assets and liabilities on the basis of the nature, characteristics and risks of the asset or liability and the level of the fair value hierarchy, as explained above.

**Non-current assets held for sale and discontinued operations**

The Group classifies non-current assets and disposal groups as held for sale if their carrying amounts will be recovered principally through a sale transaction rather than through continuing use. Non-current assets and disposal groups classified as held for sale are measured at the lower of their carrying amount and fair value less costs to sell. Costs to sell are the incremental costs directly attributable to the disposal of an asset (disposal group), excluding finance costs and income tax expense.

**NOTES TO THE CONSOLIDATED FINANCIAL STATEMENTS (continued)****3. SUMMARY OF SIGNIFICANT ACCOUNTING POLICIES (continued)****Non-current assets held for sale and discontinued operations (continued)**

The criteria for held for sale classification is regarded as met only when the sale is highly probable, and the asset or disposal group is available for immediate sale in its present condition. Actions required to complete the sale should indicate that it is unlikely that significant changes to the sale will be made or that the decision to sell will be withdrawn. Management must be committed to the plan to sell the asset and the sale expected to be completed within one year from the date of the classification.

Property and equipment and intangible assets are not depreciated or amortised once classified as held for sale.

Assets and liabilities classified as held for sale are presented separately as current items in the consolidated statement of financial position.

Discontinued operations are excluded from the results of continuing operations and are presented as a single amount as profit or loss after tax from discontinued operations in the consolidated statement of comprehensive income.

**Property and equipment**

Property and equipment is stated at cost, net of accumulated depreciation and accumulated impairment losses, if any. Such cost includes the cost of replacing part of the property and equipment and borrowing costs for long-term construction projects if the recognition criteria are met. When significant parts of property and equipment are required to be replaced at intervals, the Group depreciates them separately based on their specific useful lives. Likewise, when a major inspection is performed, its cost is recognised in the carrying amount of the property and equipment as a replacement if the recognition criteria are satisfied. All other repair and maintenance costs are recognised in profit or loss as incurred. The present value of the expected cost for the decommissioning of an asset after its use is included in the cost of the respective asset if the recognition criteria for a provision are met. Please refer to asset retirement obligation (*Note 27*) for further information about decommissioning provision recognised.

Depreciation is calculated on a straight-line basis over the estimated useful lives of the assets, as follows:

	<b>Years</b>
Buildings	50
Constructions	10-20
Telecommunication equipment	3-20
Other	3-20

Land is not depreciated.

An item of property and equipment and any significant component initially recognised is derecognised upon disposal or when no future economic benefits are expected from its use or disposal. Any gain or loss arising on derecognition of the asset (calculated as the difference between the net disposal proceeds and the carrying amount of the asset) is included in the consolidated statement of comprehensive income when the asset is derecognised.

The residual values, useful lives and methods of depreciation of property and equipment are reviewed at each financial year end and adjusted prospectively, if appropriate.

*Construction-in-progress*

Construction-in-progress represents property and equipment under construction and machinery and equipment awaiting installation and is recorded at cost. Construction-in-progress includes cost of construction and equipment and other direct costs. When construction of such assets is completed or when the machinery and equipment are ready for their intended use, construction-in-progress is transferred to the appropriate category of depreciable assets. Construction-in-progress is not depreciated.

**Investment properties**

Investment properties are measured initially at cost, including transaction costs. The carrying amount includes the cost of replacing component of an existing investment property at the time that cost is incurred if the recognition criteria are met; and excludes the costs of day to day servicing of an investment property. Subsequent to initial recognition, investment properties are stated at cost less accumulated depreciation and accumulated impairment loss. Depreciation is calculated on a straight-line basis over the estimated useful life, which is 50 years.

**NOTES TO THE CONSOLIDATED FINANCIAL STATEMENTS (continued)****3. SUMMARY OF SIGNIFICANT ACCOUNTING POLICIES (continued)****Investment properties (continued)**

Investment properties are derecognised either when they have been disposed of (i.e., at the date the recipient obtains control) or when they are permanently withdrawn from use and no future economic benefit is expected from their disposal. The difference between the net disposal proceeds and the carrying amount of the asset is recognised in the consolidated statement of comprehensive income in the period of derecognition. In determining the amount of consideration from the derecognition of investment property the Group considers the effects of variable consideration, existence of a significant financing component, non-cash consideration, and consideration payable to the buyer (if any).

Transfers are made to (or from) investment property only when there is a change in use. For a transfer from investment property to owner-occupied property, the deemed cost for subsequent accounting is the fair value at the date of change in use. If owner-occupied property becomes an investment property, the Group accounts for such property in accordance with the policy stated under property and equipment up to the date of change in use.

**Intangible assets**

Intangible assets acquired separately are measured on initial recognition at cost. The cost of intangible assets acquired in a business combination is their fair value at the date of acquisition. Following initial recognition, intangible assets are carried at cost less any accumulated amortisation and accumulated impairment losses. Internally generated intangibles, excluding capitalised development costs, are not capitalised and the related expenditure is reflected in profit or loss in the period in which the expenditure is incurred.

Intangible assets have finite useful lives.

Intangible assets with finite useful lives are amortised over the useful economic life and assessed for impairment whenever there is an indication that the intangible asset may be impaired. The amortisation period and the amortisation method for an intangible asset with a finite useful life are reviewed at least at the end of each reporting period. Changes in the expected useful life or the expected pattern of consumption of future economic benefits embodied in the asset are considered to modify the amortisation period or method, as appropriate, and are treated as changes in accounting estimates. Expenses on amortization of intangible assets with finite useful life are recognized in the consolidated statement of comprehensive income in the category of expenses, which corresponds to the function of the intangible asset.

Gains or losses arising from derecognition of an intangible asset are measured as the difference between the net disposal proceeds and the carrying amount of the asset and are recognised in the consolidated statement of comprehensive income when the asset is derecognised.

Intangible assets are amortized on a straight-line basis within the following estimated useful lives.

	<b>Years</b>
Licenses	3-20
Computer software	1-14
Customer base	8-10
Other	2-15

**Impairment of non-financial assets**

The Group assesses at each reporting date whether there is an indication that an asset may be impaired. If any indication exists, or when annual impairment testing for an asset is required, the Group estimates the asset's recoverable amount. An asset's or cash-generating unit's (CGU) recoverable amount is the higher of: the fair value of an asset (cash generating unit) less costs of disposal and its value in use (cash generating unit). The recoverable amount is determined for an individual asset, unless the asset does not generate cash inflows that are largely independent of those from other assets or groups of assets. When the carrying amount of an asset or CGU exceeds its recoverable amount, the asset is considered impaired and is written down to its recoverable amount.

In assessing value in use, the estimated future cash flows are discounted to their present value using a pre-tax discount rate that reflects current market assessments of the time value of money and the risks specific to the asset. In determining fair value less costs of disposal, recent market transactions are taken into account. If no such transactions can be identified, an appropriate valuation model is used. These calculations are corroborated by valuation multiples, quoted share prices for publicly traded companies or other available fair value indicators.



**NOTES TO THE CONSOLIDATED FINANCIAL STATEMENTS (continued)**

---

**3. SUMMARY OF SIGNIFICANT ACCOUNTING POLICIES (continued)****Impairment of non-financial assets (continued)**

The Group bases its impairment calculation on detailed budgets and forecast calculations, which are prepared separately for each of the Group's CGUs to which the individual assets are allocated. These budgets and forecast calculations are generally covering a period of 5 (five) years. A long-term growth rate is calculated and applied to project future cash flows after the fifth year.

Impairment losses of continuing operations are recognised in the consolidated statement of comprehensive income in those expense categories consistent with the function of the impaired asset.

For assets excluding goodwill, an assessment is made at each reporting date as to whether there is any indication that previously recognised impairment losses may no longer exist or may have decreased. If such indication exists, the Group estimates the asset's or CGU's recoverable amount. A previously recognised impairment loss is reversed only if there has been a change in the assumptions used to determine the asset's recoverable amount since the last impairment loss was recognised. The reversal is limited so that the carrying amount of the asset does not exceed its recoverable amount, nor exceed the carrying amount that would have been determined, net of depreciation, had no impairment loss been recognised for the asset in prior years. Such reversal is recognised in the consolidated statement of comprehensive income.

*Goodwill*

Goodwill is tested for impairment annually as at 31 December, and when circumstances indicate that the carrying amount may be impaired.

Impairment is determined for goodwill by assessing the recoverable amount of each CGU (or group of CGUs) to which the goodwill relates. When the recoverable amount of the CGU is less than its carrying amount, an impairment loss is recognised. Impairment losses relating to goodwill cannot be reversed in future periods.

**Financial assets***Initial recognition and measurement*

Financial assets are classified, at initial recognition, as subsequently measured at amortised cost, fair value through other comprehensive income (OCI), and fair value through profit or loss.

The classification of financial assets at initial recognition depends on the financial asset's contractual cash flow characteristics and the Group's business model for managing them. With the exception of trade receivables that do not contain a significant financing component or for which the Group has applied the practical expedient, the Group initially measures a financial asset at its fair value plus, in the case of a financial asset not at fair value through profit or loss, transaction costs. Trade receivables that do not contain a significant financing component or for which the Group has applied the practical expedient are measured at the transaction price determined under IFRS 15.

In order for a financial asset to be classified and measured at amortised cost or fair value through OCI, it needs to give rise to cash flows that are 'solely payments of principal and interest (SPPI)' on the principal amount outstanding. This assessment is referred to as the SPPI test and is performed at an instrument level. Financial assets with cash flows that are not SPPI are classified and measured at fair value through profit or loss, irrespective of the business model.

The Group's business model for managing financial assets refers to how it manages its financial assets in order to generate cash flows. The business model determines whether cash flows will result from collecting contractual cash flows, selling the financial assets, or both. Financial assets classified and measured at amortised cost are held within a business model with the objective to hold financial assets in order to collect contractual cash flows while financial assets classified and measured at fair value through OCI are held within a business model with the objective of both holding to collect contractual cash flows and selling.

Purchases or sales of financial assets that require delivery of assets within a time frame established by regulation or convention in the market place (regular way trades) are recognised on the trade date, i.e., the date that the Group commits to purchase or sell the asset.

Financial assets of the Group include cash and cash equivalents, trade receivables, financial assets at amortized cost and other current financial assets.

**NOTES TO THE CONSOLIDATED FINANCIAL STATEMENTS (continued)**

---

**3. SUMMARY OF SIGNIFICANT ACCOUNTING POLICIES (continued)****Financial assets (continued)***Subsequent measurement*

For purposes of subsequent measurement financial assets are classified in four categories:

- Financial assets at amortised cost (debt instruments);
- Financial assets at fair value through OCI with recycling of cumulative gains and losses (debt instruments);
- Financial assets designated at fair value through OCI with no recycling of cumulative gains and losses upon derecognition (equity instruments);
- Financial assets at fair value through profit or loss.

*Financial assets at amortised cost (debt instruments)*

This category is the most relevant to the Group. The Group measures financial assets at amortised cost if both of the following conditions are met:

- The financial asset is held within a business model with the objective to hold financial assets in order to collect contractual cash flows; and
- The contractual terms of the financial asset give rise on specified dates to cash flows that are solely payments of principal and interest on the principal amount outstanding.

Financial assets at amortised cost are subsequently measured using the effective interest (EIR) method and are subject to impairment. Gains and losses are recognised in profit or loss when the asset is derecognised, modified or impaired.

The Group's financial assets at amortised cost includes trade receivables, loans to employees, bank deposits and other non-current and current financial assets.

*Derecognition*

A financial asset (or, where applicable a part of a financial asset or part of a group of similar financial assets) is primarily derecognized (i.e. removed excluded from the Group's consolidated statement of financial position) when:

- The rights to receive cash flows from the asset have expired; or
- The Group has transferred its rights to receive cash flows from the asset or has assumed an obligation to pay the received cash flows in full without material delay to a third party under a "pass-through" arrangement; and either (a) the Group has transferred substantially all the risks and rewards of the asset, or (b) the Group has neither transferred nor retained substantially all the risks and rewards of the asset, but has transferred control of the asset.

When the Group has transferred its rights to receive cash flows from an asset or has entered into a pass-through arrangement, the Group evaluates if it has retained the risks and rewards of the property, and to which extent, if any. When it has neither transferred nor retained substantially all of the risks and rewards of the asset, nor transferred control of the asset, the Group continues to recognise the transferred asset to the extent of its continuing involvement. In that case, the Group also recognises an associated liability. The transferred asset and the associated liability are measured on a basis that reflects the rights and obligations that the Group has retained.

Continuing involvement that takes the form of a guarantee over the transferred asset is measured at the lower of the original carrying amount of the asset and the maximum amount of consideration that the Group could be required to repay.

*Impairment of financial assets**Financial assets carried at amortised cost*

The Group recognises an allowance for expected credit losses (ECLs) for all debt instruments not held at fair value through profit or loss. ECLs are based on the difference between the contractual cash flows due in accordance with the contract and all the cash flows that the Group expects to receive, discounted at an approximation of the original effective interest rate. The expected cash flows will include cash flows from the credit enhancements that are integral to the contractual terms.

**NOTES TO THE CONSOLIDATED FINANCIAL STATEMENTS (continued)**

---

**3. SUMMARY OF SIGNIFICANT ACCOUNTING POLICIES (continued)****Financial assets (continued)***Impairment of financial assets (continued)**Financial assets carried at amortised cost (continued)*

ECLs are recognised in two stages. For credit exposures for which there has not been a significant increase in credit risk since initial recognition, ECLs are provided for credit losses that result from default events that are possible within the next 12-months (a 12-month ECL). For those credit exposures for which there has been a significant increase in credit risk since initial recognition, a loss allowance is required for credit losses expected over the remaining life of the exposure, irrespective of the timing of the default (a lifetime ECL).

For trade receivables, the Group applies a simplified approach in calculating ECLs. Therefore, the Group does not track changes in credit risk, but instead recognises a loss allowance based on lifetime ECLs at each reporting date.

The Group has established a provision matrix that is based on its historical credit loss experience, adjusted for forward-looking factors specific to the debtors and the economic environment.

The Group considers a financial asset in default when contractual payments are 90 days past due. However, in certain cases, the Group may also consider a financial asset to be in default when internal or external information indicates that the Group is unlikely to receive the outstanding contractual amounts in full before taking into account any credit enhancements held by the Group. A financial asset is written off when there is no reasonable expectation of recovering the contractual cash flows.

**Financial liabilities***Initial recognition and measurement*

Financial liabilities are classified, at initial recognition, as financial liabilities at fair value through profit or loss, loans and borrowings, payables.

All financial liabilities are recognised initially at fair value and, in the case of loans and borrowings and payables, net of directly attributable transaction costs.

The Group's financial liabilities comprise trade payables, loans and borrowings, lease liabilities, debt component of preferred shares.

*Subsequent measurement*

The subsequent measurement of financial liabilities depends on their classification, as described below:

*Loans and borrowings*

This category is the most relevant to the Group. After initial recognition, interest-bearing loans and borrowings are subsequently measured at amortised cost using the EIR method. Gains and losses are recognised in profit or loss when the liabilities are derecognised as well as through the EIR amortisation process.

Amortised cost is calculated by taking into account any discount or premium on acquisition and fee or costs that are an integral part of the EIR. The EIR amortisation is included in finance costs in the consolidated statement of comprehensive income.

This category generally applies to interest-bearing loans and borrowings. Further details are contained in *Note 23*.

*Financial guarantee obligations*

Financial guarantee contracts issued by the Group are those contracts that require a payment to be made to reimburse the holder for a loss it incurs because the specified debtor fails to make a payment when due in accordance with the terms of a debt instrument. Financial guarantee contracts are recognised initially as a liability at fair value, adjusted for transaction costs that are directly attributable to the issuance of the guarantee. Subsequently, the liability is measured at the higher of the amount of the loss allowance determined in accordance with IFRS 9 *Financial Instruments* and the amount initially recognised less, when appropriate, the cumulative amount of income recognised in accordance with IFRS 15 *Revenue from Contracts with Customers*.

**NOTES TO THE CONSOLIDATED FINANCIAL STATEMENTS (continued)****3. SUMMARY OF SIGNIFICANT ACCOUNTING POLICIES (continued)****Financial liabilities (continued)***Subsequent measurement (continued)**Debt component of preferred shares recorded in liabilities*

The debt component of the preferred shares that exhibits characteristics of a liability is recognised as a liability in the consolidated statement of financial position, net of transaction costs. The corresponding minimal guaranteed dividends on those shares are charged as interest expense in the consolidated statement of comprehensive income. On initial recognition, the fair value of the liability component is determined by discounting expected future cash flows at a market interest rate for a comparable debt instrument. The fair value of the equity component on initial recognition is assigned the residual amount after deducting from the initial carrying amount of the instrument as a whole the fair value determined for the liability component. Subsequently, the liability component is measured according to the same principles used for loans and borrowings, and the equity component is not remeasured in subsequent years.

*Trade payables*

Liabilities for trade payables are recognised at fair value to be paid in the future for goods and services received, whether or not billed to the Group.

*Derecognition*

A financial liability is derecognised when the obligation under the liability is discharged or cancelled or expires. When an existing financial liability is replaced by another from the same lender on substantially different terms, or the terms of an existing liability are substantially modified, such an exchange or modification is treated as the derecognition of the original liability and the recognition of a new liability. The difference in the respective carrying amounts is recognised in the consolidated statement of comprehensive income.

**Offsetting of financial instruments**

Financial assets and financial liabilities are only offset and reported at the net amount in the consolidated statement of financial position when there is a legally enforceable right to offset the recognised amounts and the Group intends to either settle on a net basis, to realise the asset and settle the liability simultaneously.

**Leases**

The Group assesses at contract inception whether a contract is, or contains, a lease. That is, if the contract conveys the right to control the use of an identified asset for a period of time in exchange for consideration.

*Group as a lessee*

The Group applies a single recognition and measurement approach for all leases, except for short-term leases and leases of low-value assets. The Group recognises lease liabilities to make lease payments and right-of-use assets representing the right to use the underlying assets.

*Right-of-use assets*

The Group recognises right-of-use assets at the commencement date of the lease (i.e., the date the underlying asset is available for use). Right-of-use assets are measured at cost, less any accumulated depreciation and impairment losses, and adjusted for any remeasurement of lease liabilities. The cost of right-of-use assets includes the amount of lease liabilities recognised, initial direct costs incurred, and lease payments made at or before the commencement date less any lease incentives received.

Right-of-use assets are depreciated on a straight-line basis over the shorter of the lease term and the estimated useful lives of the assets, as follows:

	<b>Years</b>
Buildings and constructions	5-10
Equipment	3-15

**NOTES TO THE CONSOLIDATED FINANCIAL STATEMENTS (continued)**

---

**3. SUMMARY OF SIGNIFICANT ACCOUNTING POLICIES (continued)****Leases (continued)***Group as a lessee (continued)**Right-of-use assets (continued)*

If ownership of the leased asset transfers to the Group at the end of the lease term or the cost reflects the exercise of a purchase option, depreciation is calculated using the estimated useful life of the asset.

The right-of-use assets are also subject to impairment. Refer to the accounting policies in section *Impairment of non-financial assets*.

*Lease liabilities*

At the commencement date of the lease, the Group recognises lease liabilities measured at the present value of lease payments to be made over the lease term. The lease payments include fixed payments (including in-substance fixed payments) less any lease incentives receivable, variable lease payments that depend on an index or a rate, and amounts expected to be paid under residual value guarantees. The lease payments also include the exercise price of a purchase option reasonably certain to be exercised by the Group and payments of penalties for terminating the lease, if the lease term reflects the Group exercising the option to terminate.

Variable lease payments that do not depend on an index or a rate are recognised as expenses (unless they are incurred to produce inventories) in the period in which the event or condition that triggers the payment occurs.

In calculating the present value of lease payments, the Group uses its incremental borrowing rate at the lease commencement date because the interest rate implicit in the lease is not readily determinable. After the commencement date, the amount of lease liabilities is increased to reflect the accretion of interest and reduced for the lease payments made. In addition, the carrying amount of lease liabilities is remeasured if there is a modification, a change in the lease term, a change in the lease payments (e.g., changes to future payments resulting from a change in an index or rate used to determine such lease payments) or a change in the assessment of an option to purchase the underlying asset.

*Short-term leases*

The Group applies the short-term lease recognition exemption to its short-term leases of property and equipment that have a lease term of 12 months or less from the commencement date. Lease payments on short-term leases are recognised as expense on a straight-line basis over the lease term.

*Group as a lessor*

Leases in which the Group does not transfer substantially all the risks and rewards incidental to ownership of an asset are classified as operating leases. Rental income arising is accounted for on a straight-line basis over the lease terms and is included in revenue in the statement of profit or loss due to its operating nature. Initial direct costs incurred in negotiating and arranging an operating lease are added to the carrying amount of the leased asset and recognised over the lease term on the same basis as rental income. Contingent rents are recognised as revenue in the period in which they are earned.

**Inventories**

Inventories are valued at the lower of: cost of acquisition and net realisable value.

Cost comprise expenses incurred in bringing inventory to its present location and condition. Net realisable value is the estimated selling price in the ordinary course of business, less estimated costs of completion and the estimated costs necessary to make the sale. The same cost formula is used for all inventories having a similar nature and use. All inventories are determined based on weighted average cost method.

**Cash and short-term deposits**

Cash and short-term deposits in the consolidated statement of financial position comprise cash at banks and on hand and short-term highly liquid deposits with a maturity of three months or less, that are readily convertible to a known amount of cash and subject to an insignificant risk of changes in value.

**NOTES TO THE CONSOLIDATED FINANCIAL STATEMENTS (continued)**

---

**3. SUMMARY OF SIGNIFICANT ACCOUNTING POLICIES (continued)****Reverse repurchase agreements**

Securities purchased under agreements to resell at a specified future date are not recognised in the consolidated statement of financial position. The consideration paid, including accrued interest, is recorded in the consolidated statement of financial position, within cash collateral on securities borrowed and reverse repurchase agreements, reflecting the transaction's economic substance as a loan by the Group. The difference between the purchase and resale prices is recorded in net interest income and is accrued over the life of the agreement using the EIR. If securities purchased under an agreement to resell are subsequently sold to third parties, the obligation to return the securities is recorded as a short sale within financial liabilities held for trading and measured at fair value with any gains or losses included in net trading income.

**Provisions***General*

Provisions are recognised when the Group has a present obligation (legal or constructive) as a result of a past event, it is probable that an outflow of resources embodying economic benefits will be required to settle the obligation and a reliable estimate can be made of the amount of the obligation. When the Group expects some or all of a provision to be reimbursed, for example, under an insurance contract, the reimbursement is recognised as a separate asset, but only when the reimbursement is virtually certain. The expense relating to a provision is presented in the consolidated statement of comprehensive income net of any reimbursement.

If the effect of the time value of money is material, provisions are discounted using a current pre-tax rate that reflects, when appropriate, the risks specific to the liability. When discounting is used, the increase in the provision due to the passage of time is recognised as a finance cost.

*Decommissioning liability*

Decommissioning liabilities are recognized in respect of the estimated future costs of closure and restoration and for environmental rehabilitation costs (which include the dismantling and demolition of infrastructure, removal of residual materials and remediation of disturbed areas) in the reporting period when the related environmental disturbance occurs. Decommissioning costs are recorded at the discounted value of expected liability settlement costs calculated using estimated cash flows and recognized as part of the initial cost of the particular asset. Cash flows are discounted at the current rate before tax, which reflects risks inherent to the decommissioning obligations. Unwinding of discount is expensed as incurred and recognised in the consolidated statement of comprehensive income as finance costs. The estimated future costs of decommissioning are reviewed annually and adjusted as appropriate. Changes in the estimated future costs, or in the discount rate applied, are added to or deducted from the cost of the asset.

**Employee benefit***Social tax*

The Group pays social tax according to the current statutory requirements of the Republic of Kazakhstan. Social tax expenses are charged to expenses as incurred.

Besides, the Group withholds 10% of the salary of employees paid as contributions of employees to the accumulating pension funds. Under the legislation, employees are responsible for their retirement benefits and the Group has no present or future obligation to further compensate its employees upon their retirement, except as provided below.

*Pension payments*

The Group does not incur any expenses in relation to provision of pensions or other post-employment benefits to its employees. In accordance with the legal requirements of the Republic of Kazakhstan, the Group withholds pension contributions from employee salaries and transfers them into state or private pension funds on behalf of its employees. Pension contributions are the responsibility of employees, and the Group has no current or future obligations to make payments to employees following their retirement. Upon retirement of employees, all pension payments are administered by the pension funds directly.

*Defined benefits pension plan*

In accordance with the Collective Agreement the Company provides certain long-term and retirement benefits to some of its employees (the "Defined Benefit Scheme").



**NOTES TO THE CONSOLIDATED FINANCIAL STATEMENTS (continued)**

---

**3. SUMMARY OF SIGNIFICANT ACCOUNTING POLICIES (continued)****Employee benefit (continued)***Defined benefits pension plan (continued)*

Long-term benefits are paid to employees upon completion of a certain number of years of service whereas retirement benefits represent one-off payments paid upon retirement in accordance with the the Collective Agreement. Both items vary according to the employee's average salary and length of service.

Cost of providing benefits under the defined benefit plan is determined using the projected unit credit method.

Remeasurements, comprising of actuarial gains and losses, the effect of the asset ceiling, excluding amounts included in net interest on the net defined benefit obligation and the return on plan assets (excluding amounts included in net interest on the net defined benefit obligation), are recognised immediately in the consolidated statement of financial position with a corresponding debit or credit to retained earnings through OCI in the period in which they occur. Remeasurements are not reclassified to profit or loss in subsequent periods.

Past service costs are recognised in profit or loss on the earlier of:

- The date of the plan amendment or curtailment; and
- The date that the Group recognises related restructuring costs.

Net interest is calculated by applying the discount rate to the net defined benefit obligation or asset. The Group recognises the outlined changes of net defined benefit obligation in the lines: "cost of sales", "general and administrative expenses" in the consolidated statement of comprehensive income.

**Cash dividend and non-cash distribution to equity holders of the Parent**

The Group recognises a liability to make cash or non-cash distributions to equity holders of the Parent when the distribution is authorised and the distribution is no longer at the discretion of the Group. According to the legislation, distribution is approved by the shareholders. A corresponding amount is recognised directly in equity.

Non-cash distributions are measured at the fair value of the assets to be distributed with fair value remeasurement recognised directly in equity.

Upon distribution of non-cash assets, any difference between the carrying amount of the liability and the carrying amount of the assets distributed is recognised in the consolidated statement of comprehensive income.

**Treasury shares**

Own equity instruments that are reacquired (treasury shares) are recognised at cost and deducted from equity. No gain or loss is recognised in profit or loss on the acquisition, sale, issue or cancellation of the Group's own equity instruments. Any difference between the carrying amount and the consideration, if reissued, is recognised in equity.

**Revenue from contracts with customers**

Revenue from contracts with customers is recognized when control of the goods or services are transferred to the customer at an amount that reflects the consideration to which the Group expects to be entitled in exchange for those goods or services.

The Group's activities mainly relates to the provision of data transmission services, rendering of fixed line and wireless phone services, rent of channels, local, intercity and international calls, interconnect / traffic transmission of other operators, value added services and sale of equipment and mobile devices.

At the beginning of the contract, the Group assesses the goods and services promised in the contract with the buyer and defines as a performance obligation each promise to transfer to the buyer a certain product or service or a set of certain goods or services.

The Group has concluded that it is acting as a principal in all of its revenue arrangements, since in all cases it is the main party that assumed obligations under the contract, controls the goods and services before transferring them to the customer.

**NOTES TO THE CONSOLIDATED FINANCIAL STATEMENTS (continued)**

---

**3. SUMMARY OF SIGNIFICANT ACCOUNTING POLICIES (continued)****Revenue from contracts with customers (continued)***Rendering of services*

The main sources of income of the Group are the provision of wireless and fixed line local, long-distance and international telecommunication services.

Interconnection fees from domestic and foreign telecommunication operators are recognized when the services are rendered based on the actual minutes of traffic transferred through the network.

Revenue from international and intercity calls and calls to local operators are recognized at the time the call is made over the Group's network.

Subscription fees, consisting primarily of monthly charges for access to broadband and other internet services or voice services, are recognised as revenue over time on a straight-line basis. Revenue from dial up internet is recognized based on the actual airtime provided to the customers.

Revenue from the rental of analogue and digital channels and private circuits as well as wholesale access revenue is recognised on a straight-line basis over the period to which it relates.

Non-refundable upfront fees received for initial connection of new subscribers to fixed line and wireless networks are recognized during the expected period of the customer relationship. The expected period of the customer relationship is based on past history of customer period and industry practice.

*Equipment provided to customers*

The Group provides Internet and other data transmission services and equipment for the provision of these services, including modem, routers and others.

Based on the analysis of current operating indicators, the Group concluded that equipment that cannot be used by the subscriber separately from the services of the Group is not a separately identifiable performance obligation.

The Group capitalized the cost of equipment provided free of charge as costs to fulfil a contract. Costs to fulfil a contract are amortized over the period the service is provided to the customer.

*Sale of equipment and mobile devices*

The Group may bundle services and products into one customer offering. Offerings may involve the delivery or performance of multiple products, services, or rights to use assets (multiple deliverables). In some cases, the arrangements include initial installation, initiation, or activation services and involve consideration in the form of a fixed fee or a fixed fee coupled with a continuing payment stream. Costs associated with the equipment are recognised when revenue is recognised. The revenue is allocated to separate product and services on a relative stand-alone selling price method.

The stand-alone selling prices are determined based on the list prices at which the Group sells the mobile devices and telecommunication services. Customised equipment that can be used only in connection with services or products provided by the Group is not accounted for separately and revenue is deferred over the total service arrangement period.

In revenue arrangements where more than one performance obligation, transaction price is allocated between the goods and services using relative stand-alone selling price method. Determining the transaction price for each separate performance obligation can require complex estimates. The Group generally determines the stand-alone selling price for each separate performance obligation based on prices at which the good or services are regularly sold on a stand-alone basis after considering volume discounts where appropriate.

*Roaming discounts*

The Group enters into roaming discount agreements with a number of wireless operators. According to the terms of the agreements the Group is obliged to provide and entitled to receive a discount that is generally dependent on the volume of inter operator roaming traffic. The Group uses various estimates and assumptions, based on historical data and adjusted for known changes, to determine the amount of discount to be received or granted. Such estimates are adjusted monthly to reflect newly-available information.

The Group accounts for discounts received as a reduction of roaming expenses and discounts granted as reduction of roaming revenue. The Group considers terms of the various roaming discount agreements to determine the appropriate presentation of amount of receivable from and payable to its roaming partners in its consolidated statement of financial position.

**NOTES TO THE CONSOLIDATED FINANCIAL STATEMENTS (continued)**

---

**3. SUMMARY OF SIGNIFICANT ACCOUNTING POLICIES (continued)****Revenue from contracts with customers (continued)***Significant financing component*

Generally, the Group receives short-term advances from its customers. Using the practical expedient in IFRS 15, the Group does not adjust the promised amount of consideration for the effects of a significant financing component if it expects, at contract inception, that the period between the transfer of the promised good or service to the customer and when the customer pays for that good or service will be one year or less.

The Group also receives long-term advances from customers for the connection to international telecommunication network. The transaction price for such contracts is discounted, using the rate that would be reflected in a separate financing transaction between the Group and its customers at contract inception, to take into consideration the significant financing component.

*Costs to obtain a contract*

The Group sells part of payment scratch cards, sim cards, and handsets using sales agents. The Group pays commission to sales agents for new connected subscribers in the B2C segment. The commission to sales agents is capitalized as costs to obtain a contract in the consolidated statements of financial position. Costs to obtain a contract are amortized over the period the service is provided to the customer.

*Government grants and compensation for provision of universal services in rural areas*

Government grants are recognised where there is reasonable assurance that the grant will be received, and all attached conditions will be complied with. When the grant relates to an expense item, it is recognised as income on a systematic basis over the periods that the related costs, for which it is intended to compensate, are expensed. When the grant relates to an asset, it is recognised as income in equal amounts over the expected useful life of the related asset.

When the Group receives grants of non-monetary assets, the asset and the grant are recorded at nominal amounts and released to profit or loss over the expected useful life of the asset, based on the pattern of consumption of the benefits of the underlying asset by equal annual instalments.

Government grants and compensation for provision of universal services are presented separately in the consolidated statement of comprehensive income within revenues from operating activities.

**Contract balances***Contract assets*

A contract asset is the right to consideration in exchange for goods or services transferred to the customer. If the Group performs by transferring goods or services to a customer before the customer pays consideration or before payment is due, a contract asset is recognised for the earned consideration that is conditional.

*Trade receivables*

A receivable is recognised if an amount of consideration that is unconditional is due from the customer (i.e., only the passage of time is required before payment of the consideration is due). Refer to accounting policies of financial assets in section *Financial instruments – initial recognition and subsequent measurement*.

*Contract liabilities*

A contract liability is recognised if a payment is received or a payment is due (whichever is earlier) from a customer before the Group transfers the related goods or services. Contract liabilities are recognised as revenue when the Group performs under the contract (i.e., transfers control of the related goods or services to the customer).

**Interest income**

For all financial instruments measured at amortised cost and interest-bearing financial assets classified as AFS, interest income is recorded using the effective interest rate (EIR). The EIR is the rate that exactly discounts the estimated future cash receipts over the expected life of the financial instrument or a shorter period, where appropriate, to the net carrying amount of the financial asset. The interest income is recorded as part of finance income in the consolidated statement of comprehensive income.

**NOTES TO THE CONSOLIDATED FINANCIAL STATEMENTS (continued)**

---

**3. SUMMARY OF SIGNIFICANT ACCOUNTING POLICIES (continued)****Dividends**

Revenue is recognised when the Group's right to receive the payment is established, which is generally when shareholders approve the dividend.

**Expense recognition**

Expenses are recognized as incurred and reported in the consolidated statement of comprehensive income in the period to which they relate on the accrual basis.

*Connection cost*

The Group records connection costs incurred and attributable to the related deferred income over the expected period of the customer relationship.

*Borrowing costs*

Borrowing costs directly attributable to the acquisition, construction or production of an asset that necessarily takes a substantial period of time to get ready for its intended use or sale are capitalised as part of the cost of the asset. All other borrowing costs are expensed in the period in which they occur. Borrowing costs consist of interest and other costs that the Group incurs in connection with the borrowing of funds.

**Income tax***Current income tax*

Current income tax assets and liabilities are measured at the amount expected to be recovered from or paid to the taxation authorities. The tax rates and tax laws used to compute the amount are those that are enacted or substantively enacted at the reporting date, in the countries where the Group operates and generates taxable income.

Current income tax relating to items recognised directly in equity is recognised in equity and not in the consolidated statement of comprehensive income. Management periodically evaluates positions taken in the tax returns with respect to situations in which applicable tax regulations are subject to interpretation and establishes provisions where appropriate.

*Deferred tax*

Deferred tax is provided using the liability method on temporary differences between the tax bases of assets and liabilities and their carrying amounts for financial reporting purposes at the reporting date.

Deferred tax liabilities are recognized for all taxable temporary differences, except:

- When the deferred tax liability arises from the initial recognition of goodwill or an asset or liability in transaction that is not a business combination and, at the same time of transaction, affects neither the accounting profit nor taxable profit or loss;
- In respect of taxable temporary differences associated with investments in subsidiaries, associates and interests in joint arrangements, when the timing of the reversal of the temporary differences can be controlled and it is probable that the temporary differences will not reverse in the foreseeable future.

Deferred tax assets are recognised for all deductible temporary differences, the carry forward of unused tax credits and any unused tax losses. Deferred tax assets are recognised to the extent that it is probable that taxable profit will be available against which the deductible temporary differences, and the carry forward of unused tax credits and unused tax losses can be utilised, except:

- When the deferred tax asset relating to the deductible temporary difference arises from the initial recognition of an asset or liability in a transaction that is not a business combination and, at the time of the transaction, affects neither the accounting profit nor taxable profit or loss;
- In respect of deductible temporary differences associated with investments in subsidiaries, associates and interests in joint arrangements, deferred tax assets are recognised only to the extent that it is probable that the temporary differences will reverse in the foreseeable future and taxable profit will be available against which the temporary differences can be utilised.

**NOTES TO THE CONSOLIDATED FINANCIAL STATEMENTS (continued)**

---

**3. SUMMARY OF SIGNIFICANT ACCOUNTING POLICIES (continued)****Income tax (continued)***Deferred tax (continued)*

The carrying amount of deferred tax assets is reviewed at each reporting date and reduced to the extent that it is no longer probable that sufficient taxable profit will be available to allow all or part of the deferred tax asset to be utilised. Unrecognised deferred tax assets are re-assessed at each reporting date and are recognised to the extent that it has become probable that future taxable profits will allow the deferred tax asset to be recovered.

Deferred tax assets and liabilities are measured at the tax rates that are expected to apply in the year when the asset is realised or the liability is settled, based on tax rates (and tax laws) that have been enacted or substantively enacted at the reporting date.

Deferred tax relating to items recognised outside profit or loss is recognised outside profit or loss. Deferred tax items are recognised in correlation to the underlying transaction either in OCI or directly in equity.

Tax benefits acquired as part of a business combination, but not satisfying the criteria for separate recognition at that date, are recognised subsequently if new information about facts and circumstances change. The adjustment is either treated as a reduction in goodwill (as long as it does not exceed goodwill) if it was incurred during the measurement period or recognised in profit or loss.

The Group offsets deferred tax assets and deferred tax liabilities if and only if it has a legally enforceable right to set off current tax assets and current tax liabilities and the deferred tax assets and deferred tax liabilities relate to income taxes levied by the same taxation authority on either the same taxable entity or different taxable entities which intend either to settle current tax liabilities and assets on a net basis, or to realise the assets and settle the liabilities simultaneously, in each future period in which significant amounts of deferred tax liabilities or assets are expected to be settled or recovered.

**Contingent assets and liabilities**

Contingent assets are not recognized in the consolidated financial statements. Where an inflow of economic benefits is probable, they are disclosed.

Contingent liabilities are not recognized in the consolidated financial statements unless an outflow of resources embodying economic benefits has become probable. They are disclosed unless the possibility of an outflow of resources embodying economic benefits is remote.

**Related parties**

In accordance with IAS 24 *Related Party Disclosures*, parties are considered to be related if one party has the ability to control the other party or exercise significant influence over the other party in making financial or operational decisions.

Transactions with related parties are used to reflect the status of settlements for property, works and services received from companies or sold to companies that are related parties to the Group. Items of a similar nature are disclosed in aggregate except when separate disclosure is necessary for an understanding of the effects of related party transactions on the consolidated financial statements.

**4. CRITICAL ACCOUNTING JUDGEMENTS, ESTIMATES AND ASSUMPTIONS**

The preparation of the Group's consolidated financial statements requires management to make judgements, estimates and assumptions that affect the reported amounts of revenues, expenses, assets and liabilities, and the accompanying disclosures, and the disclosure of contingent liabilities. Uncertainty about these assumptions and estimates could result in outcomes that require a material adjustment to the carrying amount of assets or liabilities affected in future periods.

Other disclosures relating to the Group's exposure to risks and uncertainties includes:

- Financial instruments and financial risk management objectives and principles – *Note 47*;
- Sensitivity analyses disclosures – *Notes 11 and 25*.

**NOTES TO THE CONSOLIDATED FINANCIAL STATEMENTS (continued)****4. CRITICAL ACCOUNTING JUDGEMENTS, ESTIMATES AND ASSUMPTIONS (continued)****Judgements**

In the process of applying the Group's accounting policies, management has made the following judgements, which have the most significant effect on the amounts recognised in the consolidated financial statements:

*Determining the lease term of contracts with renewal and termination options – Group as lessee*

The Group determines the lease term as the non-cancellable term of the lease, together with any periods covered by an option to extend the lease if it is reasonably certain to be exercised, or any periods covered by an option to terminate the lease, if it is reasonably certain not to be exercised.

The Group has several lease contracts that include extension and termination options. The Group applies judgement in evaluating whether it is reasonably certain whether or not to exercise the option to renew or terminate the lease. That is, it considers all relevant factors that create an economic incentive for it to exercise either the renewal or termination. After the commencement date, the Group re-assesses the lease term if there is a significant event or change in circumstances that is within its control and affects its ability to exercise or not to exercise the option to renew or to terminate (e.g., construction of significant leasehold improvements or significant customisation to the leased asset).

The Group included the renewal period as part of the lease term for leases of space for technical sites with shorter non-cancellable period. The Group typically exercises its option to renew for these leases because there will be a significant negative effect on production if a replacement asset is not readily available.

**Estimates and assumptions**

The key assumptions concerning the future and other key sources of estimation uncertainty at the reporting date, that have a significant risk of causing a material adjustment to the carrying amounts of assets and liabilities within the next financial year, are described below. The Group based its assumptions and estimates on parameters available when the consolidated financial statements were prepared. Existing circumstances and assumptions about future developments, however, may change due to market changes or circumstances arising that are beyond the control of the Group. Such changes are reflected in the assumptions when they occur.

*Useful lives of property and equipment and intangible assets*

The Group assesses the remaining useful lives of items of property and equipment and intangible assets at least at each financial year-end and, if expectations differ from previous estimates, the changes are accounted for as a change in an accounting estimate in accordance with IAS 8 *Accounting Policies, Changes in Accounting Estimates and Errors*.

In 2021 the Group started optimization and modernization of network, swapping from old end of life equipment, expansion of capacity and coverage of network according to approved investment plan and strategy of the Group in order to achieve strategic goals to strengthen and form leading positions in the telecommunication markets of the Republic of Kazakhstan. The Group plans to dismantle certain base stations on locations earlier and install upgraded. Such business operation shall provide further savings on capital expenditures and provide a better competitive position in the market. Therefore, in 2021, the Group reassessed the remaining useful lives of certain telecommunication equipment that is subject for dismantling earlier than initially planned or otherwise would not be used once integration process is finalized. The Group performed reassessment from 1 January 2021, which resulted in decrease in remaining useful life of those assets by 4 years on average. The change in the remaining useful lives resulted in a total increase in depreciation expenses for the year ended 31 December 2021 in the amount of KZT 2,152,469 thousand.

The effect of change in estimate for 2022-2025 approximated to KZT 3,429,119 thousand.

	<b>2022</b>	<b>2023</b>	<b>2024</b>	<b>2025</b>	<b>Total</b>
Accelerated depreciation	2,889,119	180,000	180,000	180,000	<b>3,429,119</b>



**NOTES TO THE CONSOLIDATED FINANCIAL STATEMENTS (continued)**

---

**4. CRITICAL ACCOUNTING JUDGEMENTS, ESTIMATES AND ASSUMPTIONS (continued)****Estimates and assumptions (continued)***Impairment of non-financial assets*

An impairment exists when the carrying amount of an asset or cash generating unit exceeds its recoverable amount, which is the higher of: its fair value less costs of disposal and its value in use. The fair value less costs to sell calculation is based on available data from binding sales transactions in an arm's length transaction of similar assets or observable market prices less incremental costs for disposing of the asset. The value in use calculation is based on a discounted cash flow model. The cash flows are derived from the budget for the next 5 (five) years and do not include restructuring activities that the Group is not yet committed to or significant future investments that will enhance the asset's performance of the cash generating unit being tested. The recoverable amount is most sensitive to the discount rate used for the discounted cash flow model as well as the expected future cash inflows and growth rates used for extrapolation purposes. The key assumptions used to determine the recoverable amount for the different CGUs, including a sensitivity analysis, are disclosed and further explained in *Note 11*.

*Provision for expected credit losses*

The Group recognizes provision for expected credit losses for trade receivables, other current financial assets and funds in credit institutions (cash and cash equivalents, bank deposits).

For trade receivables, the Group has applied the standard's simplified approach and has calculated expected credit losses based on lifetime of these financial instruments. The Group used a provision model that is prepared taking into account Group's historical credit loss experience, adjusted for forward-looking factors specific to the debtors and the economic environment. The Company will calibrate the matrix to adjust the historical credit loss experience with forward-looking information. For instance, if forecast economic conditions (i.e., gross domestic product) are expected to deteriorate over the next year which can lead to an increased number of defaults in the manufacturing sector, the historical default rates are adjusted. At every reporting date, the historical observed default rates are updated and changes in the forward-looking estimates are analysed.

The assessment of the correlation between historical observed default rates, forecast economic conditions and ECLs is a significant estimate. The amount of ECLs is sensitive to changes in circumstances and of forecast economic conditions. The Group's historical credit loss experience and forecast of economic conditions may also not be representative of customer's actual default in the future. The information about the ECLs on the Group's trade receivables is disclosed in *Note 16*.

For funds in credit institutions (cash and cash equivalents, bank deposits), the Group calculated expected credit losses based on the 12-month period. The 12-month expected credit losses is the portion of lifetime expected credit losses that results from default events on a financial instrument that are possible within 12 months after the reporting date. However, when there has been a significant increase in credit risk since origination, the allowance will be based on the lifetime expected credit losses.

The Group considers that there has been a significant increase in credit risk when contractual payments are more than 30 days past due. Also, it is considered a financial asset in default when contractual payment are 90 days past due. However, in certain cases, the Group may also consider a financial asset to be in default when internal or external information indicates that the Group is unlikely to receive the outstanding contractual amounts in full before taking into account any credit enhancements held by the Group.

Thus, as at 31 December 2021 provision for expected credit losses was created in the amount of KZT 11,427,430 thousand (2020: KZT 11,040,859 thousand) (*Notes 13, 16, 18 and 21*). Changes in the economy, industry or specific customer conditions would have impact to these allowances recorded in the consolidated financial statements.

*Significant financing component*

The Group concludes that certain long-term contracts contain significant financing components due to the time interval between the provision of the Group's services to the customer and the moment the customer pays for such services.

The transaction price for such contracts is discounted, using the rate that would be reflected in a separate financing transaction between the Group and its customers at contract inception, to take into consideration the significant financing component.

**NOTES TO THE CONSOLIDATED FINANCIAL STATEMENTS (continued)**

---

**4. CRITICAL ACCOUNTING JUDGEMENTS, ESTIMATES AND ASSUMPTIONS (continued)****Estimates and assumptions (continued)***Costs to obtain a contract*

The Group considers commission to sales agents to be an additional cost to obtain a contract, and capitalizes such costs as an asset on expenses under contracts with customers. The Group depreciates the costs to obtain a contract with customers on a systematic basis, which corresponds to the timing of the provision of services to customers. The Group reviews depreciation periods if the expected service dates have changed.

*Contract liabilities*

Deferred revenues are recognized as contract liabilities and recognized over the expected period of the customer relationship. In making its judgments, management considered the detailed criteria for the recognition of revenues from contracts with customers set out in IFRS 15, industry practice and the Company's historical churn rate.

*Non-refundable upfront fees*

Upfront fees received for activation and connection to the fixed line and wireless network that do not represent a separate earning process are recognized as contract liabilities and recognized over the expected period of the customer relationship. In making its judgments, management considered the detailed criteria for the recognition of revenues from connection fees set out in IFRS 15, industry practice and the Company's historical churn rate. As at 31 December 2021, average customer relationship period is assessed as 13 (thirteen) years for fixed line customers and 5 (five) years for internet customers.

*Decommissioning liability*

Decommissioning liabilities are recognized in respect of the estimated future costs of closure and restoration and for environmental rehabilitation costs in the reporting period when the related environmental disturbance occurs. Decommissioning costs are recorded at the discounted value of expected liability settlement costs calculated using estimated cash flows and recognized as part of the initial cost of the particular asset. Cash flows are discounted at the current rate before tax, which reflects risks inherent to the decommissioning obligations. Unwinding of discount is expensed as incurred and recognised in the consolidated statement of comprehensive income as finance costs. The estimated future costs of decommissioning are reviewed annually and adjusted as appropriate. Changes in the estimated future costs, or in the discount rate applied, are added to or deducted from the cost of the asset.

In 2021, Kazakhtelecom JSC together with its subsidiaries, Kcell JSC and Mobile Telecom-Service LLP developed network integration plan. In accordance with integration plan, the Group reassessed maturity of decommissioning of certain telecommunication base stations across Kazakhstan and reflected effect on asset retirement obligation estimation. Impacts are disclosed in *Note 27*.

*Employee benefit obligations*

The Group uses actuarial valuation method for measurement of the present value of defined employee benefit obligation and related current service cost. This involves the use of demographic assumptions about the future characteristics of current and former employees who are eligible for benefits (mortality, both during and after employment, rates of employee turnover, etc.) as well as financial assumptions (discount rate, future salary increases). Due to the long-term nature of these benefits, such estimates are subject to significant uncertainty.

The current portion of employee benefit obligations represents the obligations which the Group is going to repay within the twelve months period since the end of the annual reporting period.

In determining the appropriate discount rate, management of the Group considers the interest rates of high-yield corporate bonds in respective currencies.

The mortality rate is based on publicly available mortality tables. Future salary increases and pension increases are based on expected future inflation rates.

Further details about employee benefit obligations are contained in *Note 25*.

**NOTES TO THE CONSOLIDATED FINANCIAL STATEMENTS (continued)****4. CRITICAL ACCOUNTING JUDGEMENTS, ESTIMATES AND ASSUMPTIONS (continued)****Estimates and assumptions (continued)***Taxes*

Deferred tax assets are recognised for unused tax losses to the extent that it is probable that taxable profit will be available against which the losses can be utilised. Significant management judgement is required to determine the amount of deferred tax assets that can be recognised, based upon the likely timing and the level of future taxable profits, together with future tax planning strategies.

As at 31 December 2021, deferred tax assets of the Group were equal to KZT 660,170 thousand (at 31 December 2020: KZT 1,980,671 thousand). Further details are contained in *Note 43*.

*Leases – estimating the incremental borrowing rate*

For those lease agreements, for which the Group cannot readily determine the interest rate implicit in the lease, it uses its incremental borrowing rate (IBR) to measure lease liabilities. The IBR is the rate of interest that the Group would have to pay to borrow over a similar term, and with a similar security, the funds necessary to obtain an asset of a similar value to the right-of-use asset in a similar economic environment. The IBR therefore reflects what the Group ‘would have to pay’, which requires estimation when no observable rates are available or when they need to be adjusted to reflect the terms and conditions of the lease. The Group estimates the IBR using observable inputs (such as market interest rates) when available and is required to make certain entity-specific estimates.

*Fair value measurement of financial instruments*

When the fair value of financial instruments and financial liabilities recorded in the consolidated statement of financial position cannot be measured based on data in active markets, their fair value is measured using valuation techniques including the discounted cash flow (DCF) model. The inputs to these models are taken from observable markets where possible, but where this is not feasible, a degree of judgement is required in establishing fair values. Judgements include considerations of inputs such as liquidity risk, credit risk and volatility. Changes in assumptions about these factors could affect the fair value reported in the consolidated financial statements. For more details on the fair values refer to *Note 47*.

**5. CONSOLIDATION**

The following subsidiaries have been included in these consolidated financial statements:

	Country of incorporation	Percentage ownership	
		31 December 2021	31 December 2020
Khan Tengri Holding B.V.	Netherlands	100.00%	100.00%
KT-IX LLC	Russia	100.00%	100.00%
VostokTelecom LLP	Kazakhstan	100.00%	100.00%
Digital Economy Development Center LLP	Kazakhstan	100.00%	100.00%
Nursat+ LLP	Kazakhstan	100.00%	100.00%
KT-Telecom JSC	Kazakhstan	100.00%	–
Kcell JSC	Kazakhstan	51.00%	75.00%
KT Cloud Lab LLP	Kazakhstan	–	100.00%

On 17 June 2019, the Group announced the decision of its Board of Directors to sell 100% share in the charter capital of KT Cloud Lab LLP through the open two-step tender. On 14 June 2021, the Group has concluded an agreement with the winner of the tender under which payments shall be made in 3 tranches. The transfer of the ownership right is carried out proportionally, while the unpaid and not transferred share is transferred to trust management until full repayment. On 14 July 2021, the buyer made the first tranche under the purchase agreement in the amount of 30% of the purchase price. The buyer’s intention to exercise his right to early repurchase the remaining stake in KT Cloud Lab LLP allowed the Group to recognize the disposal of KT Cloud Lab LLP from the moment of receipt of the first tranche and to recognize the payment arrears from the winner of the tender in full (*Note 44*).

**NOTES TO THE CONSOLIDATED FINANCIAL STATEMENTS (continued)****5. CONSOLIDATION (continued)**

On 21 September 2021, the Group announced the decision of its Board of Directors to sell 24% share in the share capital of Kcell JSC through open bidding on Kazakhstan Stock Exchange (KASE). On 30 September 2021, the Group sold 24% interest in the voting shares of Kcell JSC, that resulted in decrease of its ownership interest to 51%. Cash consideration of KZT 55,279,947 thousand was received from non-controlling shareholder. The carrying value of the net assets of Kcell JSC at the date of disposal (excluding goodwill on the original acquisition) was KZT 119,205,613 thousand. Following is a schedule of interest sold in Kcell JSC:

<i>In thousands of tenge</i>	<b>2021</b>
Cash consideration received from non-controlling shareholder	55,279,947
Carrying value of the 24% interest in Kcell JSC	28,609,347
<b>Difference recognised in retained earnings</b>	<b>26,670,600</b>

**6. MATERIAL PARTLY-OWNED SUBSIDIARIES****Kcell JSC**

Financial information of subsidiary Kcell JSC that has material non-controlling interests is provided below:

<b>Name</b>	<b>Country of incorporation</b>	<b>31 December 2021</b>	31 December 2020
Kcell JSC	Kazakhstan	<b>49.00%</b>	25.00%

The following tables illustrate summarized financial information of subsidiary on a stand-alone basis, in which the Group has significant non-controlling interests. This information is based on amounts before inter-company eliminations.

Summarised consolidated statement of comprehensive income of Kcell JSC for 2021 and 2020 from the acquisition date:

<i>In thousands of tenge</i>	<b>2021</b>	2020
Revenue from contracts with customers	<b>194,080,886</b>	174,683,563
Income from government grants	<b>2,108,241</b>	-
Cost of sales	<b>(138,991,033)</b>	(132,257,468)
Provisions for legal claims	-	(4,385,785)
General and administrative expenses	<b>(14,137,364)</b>	(10,426,147)
Impairment of financial assets	<b>(2,106,078)</b>	(1,547,115)
Impairment of non-financial assets	<b>(588,658)</b>	(5,223,925)
Selling expenses	<b>(3,105,692)</b>	(1,964,949)
Reversal of tax and related fines and penalties provision	<b>682,820</b>	683,901
Finance costs	<b>(10,326,302)</b>	(11,749,583)
Finance income	<b>2,560,723</b>	2,300,398
Net foreign exchange income	<b>402,606</b>	986,942
Other income	<b>794,569</b>	807,545
Other expenses	<b>(1,296,604)</b>	(410,009)
<b>Profit before tax</b>	<b>30,078,114</b>	11,497,368
Income tax expenses	<b>(8,071,206)</b>	(4,418,647)
<b>Profit for the year</b>	<b>22,006,908</b>	7,078,721
Profit attributable to equity holders of the Parent	<b>15,322,612</b>	5,309,051
Profit attributable to non-controlling interests	<b>6,684,296</b>	1,769,670
Dividends paid to non-controlling interests	<b>4,394,500</b>	2,250,000

**NOTES TO THE CONSOLIDATED FINANCIAL STATEMENTS (continued)****6. MATERIAL PARTLY-OWNED SUBSIDIARIES (continued)****Kcell JSC (continued)**

Summarised consolidated statement of financial position of Kcell JSC as at 31 December 2021 and 2020:

<i>In thousands of tenge</i>	<b>2021</b>	2020
Non-current assets	<b>214,368,308</b>	218,992,458
Current assets	<b>86,413,592</b>	73,253,134
Non-current liabilities	<b>(85,572,007)</b>	(88,909,214)
Current liabilities	<b>(68,086,154)</b>	(60,700,371)
<b>Total equity</b>	<b>147,123,739</b>	142,636,007

**Attributable to:**

Equity holders of the Participants	<b>79,305,492</b>	106,977,005
Non-controlling interests	<b>67,818,247</b>	35,659,002

Summarised consolidated cash flow information of Kcell JSC for the years ended 31 December 2021 and 2020:

<i>In thousands of tenge</i>	<b>2021</b>	2020
Operating cash flows	<b>74,056,106</b>	52,259,104
Investing cash flows	<b>(12,452,350)</b>	(36,621,393)
Financing cash flows	<b>(33,652,906)</b>	(1,887,190)
Foreign exchange effect on cash and cash equivalents	<b>428,455</b>	447,076
<b>Net increase in cash and cash equivalents</b>	<b>28,379,305</b>	14,197,597

**7. SEGMENT INFORMATION**

For management purposes, the Group represents business units based on the organizational structure of the Group and has reportable operating segments as follows:

- Rendering fixed-line telecommunication services by business units of Kazakhtelecom JSC, Vostoktelecom LLP and KT Cloud Lab LLP;
- Rendering mobile telecommunication services in GSM and LTE standards by business units of Khan Tengri Holding B.V. and Kcell JSC.

No operating segments have been aggregated to form the above reportable operating segments.

Management monitors operating results of its business units separately for the purpose of making decisions about resource allocation and performance assessment. Segment performance is evaluated based on operating profit or loss and is measured consistently with operating profit or loss in the consolidated financial statements.

The following tables disclose revenue and profit information for the Group's operating segments for the years ended 31 December 2021 and 2020.

**NOTES TO THE CONSOLIDATED FINANCIAL STATEMENTS (continued)****7. SEGMENT INFORMATION (continued)**

For the year ended 31 December 2021

<i>In thousands of tenge</i>	Fixed line	Mobile tele- communication services in GSM and LTE standards	Other	Elimina- tions and adjustments	Group
<b>Revenue from contracts with customer</b>					
Sales to external customers	232,578,232	347,749,151	1,167,837	-	581,495,220
Inter-segment	38,643,063	16,992,770	1,733,903	(57,369,736)	-
<b>Total revenue from contracts with customers</b>	<b>271,221,295</b>	<b>364,741,921</b>	<b>2,901,740</b>	<b>(57,369,736)</b>	<b>581,495,220</b>
Compensation for provision of universal services in rural areas	6,412,945	-	-	-	6,412,945
Income from government grants	1,930,763	4,354,259	-	-	6,285,022
<b>Total</b>	<b>279,565,003</b>	<b>369,096,180</b>	<b>2,901,740</b>	<b>(57,369,736)</b>	<b>594,193,187</b>
<b>Financial results</b>					
Depreciation and amortisation	(38,758,287)	(80,619,313)	(32,971)	1,566,420	(117,844,151)
Finance costs	(25,129,166)	(22,896,207)	-	1,588,900	(46,436,473)
Finance income	4,110,254	3,308,252	-	(1,575,522)	5,842,984
Dividends income	37,484,192	-	-	(37,484,192)	-
Share in profits of associates	-	-	512,364	-	512,364
Impairment losses on non-financial assets	(2,654,397)	(3,347,563)	1	-	(6,001,959)
Impairment losses on financial assets	(632,827)	(2,637,118)	9,543	4,039	(3,256,363)
Income tax expenses	(9,818,899)	(21,241,803)	(53,588)	(172,347)	(31,286,637)
<b>Segment profit/(loss)</b>	<b>86,234,388</b>	<b>85,635,478</b>	<b>700,168</b>	<b>(43,839,611)</b>	<b>128,730,423</b>
<b>Operating assets</b>	<b>794,655,256</b>	<b>749,504,167</b>	<b>5,467,577</b>	<b>(315,041,705)</b>	<b>1,234,585,295</b>
<b>Operating liabilities</b>	<b>315,082,967</b>	<b>296,628,298</b>	<b>1,438,901</b>	<b>(22,742,237)</b>	<b>590,407,929</b>
<b>Other disclosures</b>					
Investments in associates	-	-	3,460,120	-	3,460,120
Capital expenditures	38,636,762	74,950,823	60,533	(1,420)	113,646,698



**NOTES TO THE CONSOLIDATED FINANCIAL STATEMENTS (continued)****7. SEGMENT INFORMATION (continued)**

For the year ended 31 December 2020

<i>In thousands of tenge</i>	Fixed line	Mobile tele- communication services in GSM and LTE standards	Other	Elimina- tions and adjustments	Group
<b>Revenue from contracts with customer</b>					
Sales to external customers	209,259,384	310,924,680	732,634	-	520,916,698
Inter-segment	36,613,456	13,395,884	620,740	(50,630,080)	-
<b>Total revenue from contracts with customer</b>	<b>245,872,840</b>	<b>324,320,564</b>	<b>1,353,374</b>	<b>(50,630,080)</b>	<b>520,916,698</b>
Compensation for provision of universal services in rural areas	6,413,527	-	-	-	6,413,527
<b>Total</b>	<b>252,286,367</b>	<b>324,320,564</b>	<b>1,353,374</b>	<b>(50,630,080)</b>	<b>527,330,225</b>
<b>Financial results</b>					
Depreciation and amortisation	(37,207,916)	(74,634,638)	(29,582)	1,507,876	(110,364,260)
Finance costs	(27,773,738)	(25,348,210)	(475)	1,673,361	(51,449,062)
Finance income	3,187,081	2,635,644	3	(1,302,428)	4,520,300
Dividends income	7,011,582	-	-	(7,011,582)	-
Share in profit of associates	-	-	234,676	-	234,676
Impairment losses on non-financial assets	(2,693)	(6,041,408)	(46,132)	-	(6,090,233)
Impairment losses on financial assets	(380,882)	(1,866,211)	(12,005)	21,052	(2,238,046)
Income tax expenses	(7,740,699)	(13,840,162)	90,916	(172,027)	(21,661,972)
<b>Segment profit/(loss)</b>	<b>41,504,158</b>	<b>51,464,318</b>	<b>52,587</b>	<b>(6,096,062)</b>	<b>86,925,001</b>
<b>Operating assets</b>	<b>750,627,968</b>	<b>724,829,686</b>	<b>3,943,053</b>	<b>(363,974,533)</b>	<b>1,115,426,174</b>
<b>Operating liabilities</b>	<b>323,183,472</b>	<b>296,030,213</b>	<b>639,868</b>	<b>(22,967,376)</b>	<b>596,886,177</b>
<b>Other disclosures</b>					
Investments in associates	-	-	2,982,957	-	2,982,957
Assets held for sale	1,872,008	-	-	-	1,872,008
Capital expenditures	63,575,357	51,800,983	10,778	-	115,387,118

- Income and expenses between segments are excluded during consolidation;
- Finance costs and finance income comprise intersegment finance costs and intersegment finance income;
- Operating income of segments comprises income from intersegment transactions;
- Capital expenditures include additions to property and equipment and intangible assets.

**Reconciliation of profit**

<i>In thousands of tenge</i>	2021	2020
<b>Segment profit</b>	<b>172,570,034</b>	93,021,063
Other	<b>(43,839,611)</b>	(6,096,062)
<b>Profit of the Group</b>	<b>128,730,423</b>	86,925,001

**NOTES TO THE CONSOLIDATED FINANCIAL STATEMENTS (continued)****7. SEGMENT INFORMATION (continued)****Reconciliation of assets**

<i>In thousands of tenge</i>	2021	2020
<b>Segment operating assets</b>	<b>1,549,627,000</b>	1,479,400,707
Elimination of the Company's investments in subsidiaries	(291,256,203)	(340,809,525)
Elimination of intra-group receivables and payables	(23,785,502)	(23,165,008)
<b>Total assets of the Group</b>	<b>1,234,585,295</b>	1,115,426,174

**Reconciliation of liabilities**

<i>In thousands of tenge</i>	2021	2020
<b>Segment operating liabilities</b>	<b>613,150,166</b>	619,853,553
Elimination of intra-group receivables and payables	(22,742,237)	(22,967,376)
<b>Total liabilities of the Group</b>	<b>590,407,929</b>	596,886,177

**8. PROPERTY AND EQUIPMENT**

Movements of property and equipment in 2021 and 2020 were as follows:

<i>In thousands of tenge</i>	Land	Buildings and constructions	Equipment	Other	Construction in progress	Total
<b>Cost</b>						
<b>At 1 January 2020</b>	3,264,474	68,716,690	651,460,857	18,887,182	82,945,637	825,274,840
Additions	777	480,587	26,752,929	486,085	71,206,468	98,926,846
Asset retirement obligation (Note 27)	-	-	740,628	-	-	740,628
Transfers	-	16,394,604	70,010,032	326,140	(86,730,776)	-
Disposals	(5,622)	(331,080)	(6,953,391)	(343,675)	(37,486)	(7,671,254)
<b>At 31 December 2020</b>	<b>3,259,629</b>	<b>85,260,801</b>	<b>742,011,055</b>	<b>19,355,732</b>	<b>67,383,843</b>	<b>917,271,060</b>
Additions	<b>1,618</b>	<b>250,399</b>	<b>23,266,947</b>	<b>825,316</b>	<b>70,536,573</b>	<b>94,880,853</b>
Asset retirement obligation (Note 27)	-	-	1,205,990	-	-	1,205,990
Transfers	-	4,215,650	50,412,085	526,897	(55,154,632)	-
Disposals	(33,438)	(960,382)	(20,203,697)	(226,382)	(21,529)	(21,445,428)
<b>At 31 December 2021</b>	<b>3,227,809</b>	<b>88,766,468</b>	<b>796,692,380</b>	<b>20,481,563</b>	<b>82,744,255</b>	<b>991,912,475</b>
<b>Accumulated depreciation and impairment</b>						
<b>At 1 January 2020</b>	-	22,417,031	347,898,126	12,651,371	4,186,018	387,152,546
Depreciation charge	-	3,000,450	63,589,529	1,923,616	-	68,513,595
Impairment	-	165,034	94,746	-	4,964,287	5,224,067
Disposals	-	(193,572)	(6,147,925)	(324,987)	-	(6,666,484)
<b>At 31 December 2020</b>	<b>-</b>	<b>25,388,943</b>	<b>405,434,476</b>	<b>14,250,000</b>	<b>9,150,305</b>	<b>454,223,724</b>
Depreciation charge	-	3,868,538	71,219,221	1,604,877	-	76,692,636
Impairment	-	(95,100)	974,512	11,446	3,055,954	3,946,812
Disposals	-	(449,527)	(18,326,683)	(212,579)	-	(18,988,789)
<b>At 31 December 2021</b>	<b>-</b>	<b>28,712,854</b>	<b>459,301,526</b>	<b>15,653,744</b>	<b>12,206,259</b>	<b>515,874,383</b>
<b>Net book value</b>						
<b>At 31 December 2020</b>	3,259,629	59,871,858	336,576,579	5,105,732	58,233,538	463,047,336
<b>At 31 December 2021</b>	<b>3,227,809</b>	<b>60,053,614</b>	<b>337,390,854</b>	<b>4,827,819</b>	<b>70,537,996</b>	<b>476,038,092</b>

As at 31 December 2021 and 2020, assets under construction represented by equipment for installation for base transmission stations, mobile switch servers and other telecommunication equipment and services works.

**NOTES TO THE CONSOLIDATED FINANCIAL STATEMENTS (continued)****8. PROPERTY AND EQUIPMENT (continued)**

As at 31 December 2021, the gross carrying value of property and equipment which has been fully depreciated and still in use was KZT 436,917,636 thousand (as at 31 December 2020: KZT 404,178,863 thousand).

As at 31 December 2021, advances paid for non-current assets in the amount of KZT 3,647,122 thousand mainly represented by advances paid for installation of base stations, construction and delivery of fixed assets (as at 31 December 2020: KZT 3,237,280 thousand). During 2021, the Group has recognized impairment loss on its advances paid for non-current assets for KZT 111,377 thousand (2020: KZT 356,318 thousand) (*Note 47*).

**Impairment test**

The coronavirus (COVID-19) outbreak has affected many countries and resulted in significant volatility in financial and commodity markets around the world. There is already evidence that the virus has significantly impacted the global economy (*Note 48*). The Group's management analyzed external and internal sources of information, including the current and future impact of the COVID-19 pandemic on the Group and on macroeconomic environment, and did not observe any significant negative impacts on the Group's business, financial conditions and results of operations. During 2021, the Group did not identify impairment factors for all CGUs related with COVID-19 impact, except certain items of property and equipment as described below.

During 2021, the Group recognized an impairment loss in the amount of KZT 890,858 thousand (2020: KZT 259,780 thousand) for property and equipment and KZT 3,055,954 thousand for construction-in-progress (2020: KZT 4,964,287 thousand), which represented the write-down of certain assets to the recoverable amount as a result of technological obsolescence and damage. Impairment was recognized in the consolidated statement of comprehensive income as an operating expense.

**9. INTANGIBLE ASSETS**

Movements of intangible assets for 2021 and 2020 were as follows:

<i>In thousands of tenge</i>	<b>Licenses</b>	<b>Software</b>	<b>Other</b>	<b>Intangible assets under development</b>	<b>Total</b>
<b>Cost</b>					
<b>At 1 January 2020</b>	223,637,046	32,002,666	20,679,853	1,190,442	277,510,007
Additions	3,352,911	11,147,577	448,150	771,006	15,719,644
Disposals	(879,619)	(53,410)	-	-	(933,029)
Transfers	(70,372)	1,559,087	-	(1,488,715)	-
<b>At 31 December 2020</b>	<b>226,039,966</b>	<b>44,655,920</b>	<b>21,128,003</b>	<b>472,733</b>	<b>292,296,622</b>
Additions	<b>7,260,626</b>	<b>8,165,812</b>	<b>1,145,772</b>	<b>987,645</b>	<b>17,559,855</b>
Disposals	<b>(3,154,844)</b>	<b>(327,080)</b>	<b>(1,847,433)</b>	-	<b>(5,329,357)</b>
Transfers	<b>(240,107)</b>	<b>1,227,752</b>	-	<b>(987,645)</b>	-
<b>At 31 December 2021</b>	<b>229,905,641</b>	<b>53,722,404</b>	<b>20,426,342</b>	<b>472,733</b>	<b>304,527,120</b>
<b>Accumulated amortisation and impairment</b>					
<b>At 1 January 2020</b>	20,547,735	21,806,545	4,041,613	-	46,395,893
Amortisation charge	18,303,264	8,781,910	1,860,245	-	28,945,419
Impairment	-	46,132	-	472,733	518,865
Disposals	(879,619)	(37,816)	-	-	(917,435)
<b>At 31 December 2020</b>	<b>37,971,380</b>	<b>30,596,771</b>	<b>5,901,858</b>	<b>472,733</b>	<b>74,942,742</b>
Amortisation charge	<b>17,620,372</b>	<b>8,055,489</b>	<b>1,836,288</b>	-	<b>27,512,149</b>
Impairment	<b>565,793</b>	<b>1,397,968</b>	-	-	<b>1,963,761</b>
Disposals	<b>(3,142,446)</b>	<b>(326,438)</b>	<b>(1,847,433)</b>	-	<b>(5,316,317)</b>
<b>At 31 December 2021</b>	<b>53,015,099</b>	<b>39,723,790</b>	<b>5,890,713</b>	<b>472,733</b>	<b>99,102,335</b>
<b>Net book value</b>					
<b>At 31 December 2020</b>	188,068,586	14,059,149	15,226,145	-	217,353,880
<b>At 31 December 2021</b>	<b>176,890,542</b>	<b>13,998,614</b>	<b>14,535,629</b>	-	<b>205,424,785</b>

Licenses and trademarks, software and other include intangible assets acquired as a result of business combinations.

**NOTES TO THE CONSOLIDATED FINANCIAL STATEMENTS (continued)****9. INTANGIBLE ASSETS (continued)**

During 2021, the Group recognized an impairment loss of KZT 1,963,761 thousand, which represented licenses, software and part of billing system that was in non-operating condition (31 December 2020: KZT 518,865 thousand). Loss was recognized in the consolidated statement of comprehensive income as an operating expense.

As at 31 December 2021 the gross carrying value of intangible assets, which have been fully amortized and still in use was KZT 68,599,192 thousand (as at 31 December 2020: KZT 57,814,037 thousand).

**10. INVESTMENTS IN ASSOCIATES**

The following associates have been included in these consolidated financial statements:

<i>In thousands of tenge</i>	Primary activities	Country of incorporation	31 December 2021		31 December 2020	
			Carrying amount	Ownership share	Carrying amount	Ownership share
QazCloud LLP	IT services	Kazakhstan	<b>3,460,120</b>	<b>49%</b>	2,982,957	49%
			<b>3,460,120</b>		2,982,957	

Movements in investments in associates for the years 2021 and 2020 are as follows:

<i>In thousands of tenge</i>	<b>QazCloud LLP</b>
<b>At 1 January 2020</b>	2,218,889
Additional contribution to the charter capital of an associate	529,392
Share in profit of associates	234,676
<b>At 31 December 2020</b>	2,982,957
Share in profits of associates	<b>512,364</b>
Dividends declared	<b>(35,201)</b>
<b>At 31 December 2021</b>	<b>3,460,120</b>

Based on the decision of the Board of Directors of Kazakhtelecom JSC, on 17 of August 2016, Kazakhtelecom JSC and Samruk-Kazyna Business Service LLP signed the agreement of purchase and sale of 51% interest of Kazakhtelecom JSC in the charter capital of QazCloud LLP.

On 5 November 2020, the Board of Directors of Kazakhtelecom JSC approved a decision to make an additional investment contribution to the charter capital of QazCloud LLP in the amount of KZT 529,392 thousand.

On 9 December 2020, the Group made contributions to the charter capital of QazCloud LLP in the amount of KZT 529,392 thousand. The additional contributions to the charter capital of QazCloud LLP did not lead to the change in share of interest of the Group as the second participant, Samruk-Kazyna Business Service LLP, also made the contributions to the charter capital of QazCloud LLP according to its share.

During 2021, QazCloud LLP declared and repaid dividends for KZT 35,201 thousand to the Group.

The table below provides a summarized financial information on the Group's investment in QazCloud LLP:

<i>In thousands of tenge</i>	<b>31 December 2021</b>	31 December 2020
Non-current assets	<b>6,934,261</b>	4,364,015
Current assets, including	<b>5,822,194</b>	7,033,758
<i>Cash and cash equivalents</i>	<b>2,490,816</b>	4,589,503
Non-current liabilities, including	<b>(1,604,501)</b>	(970,186)
<i>Non-current financial liabilities</i>	<b>(99,284)</b>	(881,229)
Current liabilities, including	<b>(4,090,485)</b>	(4,339,919)
<i>Current financial liabilities</i>	<b>(2,657,079)</b>	(2,711,217)
<b>Equity</b>	<b>7,061,469</b>	6,087,668
Share of the ownership – 49%	<b>3,460,120</b>	2,982,957
<b>Carrying amount of the investment of the Group</b>	<b>3,460,120</b>	2,982,957

**NOTES TO THE CONSOLIDATED FINANCIAL STATEMENTS (continued)****10. INVESTMENTS IN ASSOCIATES (continued)**

<i>In thousands of tenge</i>	2021	2020
Revenue from contracts with customers	<b>13,423,846</b>	6,594,529
Depreciation and amortization	<b>(2,072,460)</b>	(1,040,130)
Finance income	<b>42,134</b>	31,844
Finance costs	<b>(421,906)</b>	(165,072)
Income tax expense	<b>(261,410)</b>	(119,735)
<b>Profit for the year</b>	<b>1,045,640</b>	478,931
<b>Total comprehensive income</b>	<b>1,045,640</b>	478,931
<b>Share of the Group in profit for the year</b>	<b>512,364</b>	234,676

**11. IMPAIRMENT TESTING****Goodwill**

For impairment testing, goodwill acquired through business combinations was allocated to three cash-generating units (“CGUs”) (“IP TV”, “Kcell JSC” and “Khan Tengri Holding B.V.”). IP TV CGU is part of the fixed telecommunications segment, while Kcell JSC and Khan Tengri Holding B.V. are the part of the mobile telecommunication segment.

The carrying amount of goodwill allocated to each of CGUs was as follows:

<i>In thousands of tenge</i>	2021	2020
Khan Tengri Holding B.V.	<b>96,205,967</b>	96,205,967
Kcell JSC	<b>53,489,943</b>	53,489,943
IP TV	<b>2,706,335</b>	2,706,335
	<b>152,402,245</b>	152,402,245

The Group performed its annual impairment test in December 2021 and 2020.

**Khan Tengri Holding B.V.**

The recoverable amount of the Khan Tengri Holding B.V. CGU has been determined based on the calculation of fair value less costs of disposal as it was deemed to produce a more reliable result. This valuation method was based on unobservable inputs (discounted cash flows), which represent Level 3 of the fair value hierarchy.

The pre-tax discount rate applied to projected cash flows was 21.09% (2020: 18.63%), and cash flows beyond the five-year period were extrapolated taking into account a growth rate of 1.5% (2020: 1.5%).

As a result of the analysis, management did not identify an impairment for this CGU as at 31 December 2021.

**Kcell JSC**

The recoverable amount of Kcell JSC CGU was has been determined based on the calculation of fair value less costs of disposal as it was deemed to produce a more reliable result. This valuation method was based on unobservable inputs (discounted cash flows), which represent Level 3 of the fair value hierarchy.

The pre-tax discount rate applied to projected cash flows was 19.56% (2020: 17.88%), and cash flows beyond the five-year period were extrapolated taking into account a growth rate of 1.5% (2020: 1.5%).

As a result of the analysis, management did not identify an impairment for this CGU as at 31 December 2021.

**IP TV**

The recoverable amount of IP TV CGU has been determined based on a value in use calculation using cash flow projections from financial budgets approved by senior management covering a five-year period.

The pre-tax discount rate applied to the cash flow projections is 16.94% (2020: 15.02%), and cash flows beyond the five-year period are extrapolated using a 1.5% growth rate (2020: 1.5%).

As a result of the analysis, management did not identify an impairment for this CGU as at 31 December 2021.



**NOTES TO THE CONSOLIDATED FINANCIAL STATEMENTS (continued)**

---

**11. IMPAIRMENT TESTING (continued)****Key assumptions used in value in use calculations**

The calculation of value-in-use for IPTV and fair value less costs of disposal for Khan Tengri Holding B.V. and Kcell JSC CGUs is most sensitive to the following assumptions:

- Customer base over the forecast period and average revenue per customer with direct impact on revenue growth rates;
- The level of capital investments included in the financial plan;
- EBITDA margin included in the financial plan;
- Growth rate for cash flow extrapolation beyond the forecast period;
- Discount rate.

*Customer base and average revenue per customer*

The customer base and average revenue per customer is important because management of the Group estimates how the unit's position may change over the forecast period against its competitors.

The Group expects to increase IPTV customer base over the forecast period, as the Group plans to use the advantage of Kazakhtelecom JSC infrastructure to increase the market share of Kazakhtelecom JSC.

The Group's management expects an increase in the customer base of mobile segment over the forecast period based on forecasted increase in population. As a result, the Group expects modest increase in revenue of the unit over the entire forecast period.

*Level of capital investments*

The level of capital investments is important in Khan Tengri Holding B.V. and Kcell JSC CGUs because it defines the ability of the unit to technically maintain its customer base and meet the changing market requirements. The level of investments is determined by the needs of the units in completing the technical integration of the two networks in a timely manner, as well as the need to secure and strengthen the advantages of covering the public demand for communication services and improve network quality.

*EBITDA margin*

EBITDA margin reflects the rate of return included by the unit Khan Tengri Holding B.V. and Kcell JSC CGUs into its financial plan with consideration of market conditions, competition and other factors. The growing dynamics of this index corresponds to operational growth of the unit and related cost savings.

*Growth rates*

Rates are based on published industry research.

*Discount rate*

Discount rates represent the current market assessment of the risks specific to CGU, taking into consideration the time value of money and individual risks of the CGU underlying assets that have not been incorporated in the cash flow estimates. The discount rate calculation is based on the specific circumstances of the group and its operating segments and is derived from its weighted average cost of capital (WACC). The WACC takes into account both debt and equity. The cost of equity is derived from the expected return on investment by the group's investors. The cost of debt is based on the interest-bearing borrowings the group is obliged to service. Segment-specific risk is incorporated by applying individual beta factors. The beta factors are evaluated annually based on publicly available market data.

**NOTES TO THE CONSOLIDATED FINANCIAL STATEMENTS (continued)**

---

**11. IMPAIRMENT TESTING (continued)****Sensitivity to changes in assumptions – IP TV**

The effect of changes in key assumptions on the recoverable amount is discussed below:

*Customer base, average revenue per customer and revenue growth rates*

Although the management expects that the market share owned by the Group would grow over the forecast period, according to the financial plan, slowing growth of customer base or decrease in the average revenue per customer, leading to a decrease in revenue from current business plan by more than 8.08% (2020: 2.93%), would result in a loss from impairment in IP TV GCU for KZT 59,462 thousand (2020: KZT 26 thousand).

*Level of capital investments*

Increase in capital investments by more than 240% (2020: 95%) would result in loss from impairment in IP TV CGU for KZT 2,523 thousand (2020: KZT 201 thousand).

*Growth rates*

Management recognises that the speed of technological change and the possibility of new entrants can have a significant impact on growth rate assumptions. A reduction in the long-term growth rate in IP TV CGU would not result in impairment loss.

*Discount rate*

An increase in pre-tax discount rate to 27% (2020: 23.56%) would result in impairment loss in IP TV CGU for KZT 47,663 thousand (2020: KZT 28 thousand).

**Sensitivity to changes in assumptions – Khan Tengri Holding B.V.**

The effect of changes in key assumptions on the recoverable amount is discussed below:

*Customer base, average revenue per customer and revenue growth rates*

Although the management expects that the market share owned by the Group would grow over the forecast period, according to the financial plan, slowing growth of customer base or decrease in the average revenue per customer, leading to a decrease in revenue from current business plan by more than 6.67% (2020: 6.3%), would result in a loss from impairment in Khan Tengri Holding B.V. CGU for KZT 389,162 thousand (2020: KZT 720,765 thousand).

*Level of capital investments*

Increase in capital investments by more than 45% (2020: 85%) would result in loss from impairment in Khan Tengri Holding B.V. CGU for KZT 3,481,170 thousand (2020: KZT 1,415,055 thousand).

*EBITDA margin*

Decrease in EBITDA margin by more than 8% (2020: 14%) would result in loss from impairment in Khan Tengri Holding B.V. CGU for KZT 2,210,532 thousand (2020: KZT 979,530 thousand).

*Growth rates*

Management recognises that the speed of technological change and the possibility of new entrants can have a significant impact on growth rate assumptions. A reduction by 17% (2020: 54.3%) per annum in the long-term growth rate in Khan Tengri Holding B.V. CGU would result in impairment loss for KZT 207,658 thousand (2020: KZT 41,140 thousand).

*Discount rate*

An increase in pre-tax discount rate to 31% (2020: 33%) would result in impairment loss in Khan Tengri Holding B.V. CGU for KZT 34,820 thousand (2020: KZT 2,399,056 thousand).

**NOTES TO THE CONSOLIDATED FINANCIAL STATEMENTS (continued)****11. IMPAIRMENT TESTING (continued)****Sensitivity to changes in assumptions – Kcell JSC**

The effect of changes in key assumptions on the recoverable amount is discussed below:

*Customer base and average revenue per customer*

Although the management expects that the market share of mobile telecommunications owned by the Group would grow over the forecast period, according to the financial plan, slowing growth of customer base or decrease in the average revenue per customer, leading to a decrease in revenue from current business plan by more than 11.87% (2020: 5.06%), would result in a loss from impairment in Kcell CGU for KZT 176,947 thousand (2020: KZT 84,186 thousand).

*Level of capital investments*

Increase in capital investments by more than 154% (2020: 91.5%) would result in loss from impairment in Kcell CGU for KZT 249,101 thousand (2020: KZT 189,203 thousand).

*EBITDA margin*

Decrease in EBITDA margin by more than 15% (2020: 11.2%) would result in loss from impairment in Kcell CGU for KZT 246,588 thousand (2020: KZT 204,366 thousand).

*Growth rates*

Management recognises that the speed of technological change and the possibility of new entrants can have a significant impact on growth rate assumptions. A reduction by 11.15% (2020: 30.21%) per annum and more in the long-term growth rate in Kcell CGU would result in impairment loss for KZT 99,362 thousand (2020: KZT 261,186 thousand).

*Discount rate*

An increase in pre-tax discount rate to 38.8% (2020: 28.85%) would result in loss from impairment in Kcell CGU for KZT 445,014 thousand (2020: KZT 270,725 thousand).

**12. INVESTMENT PROPERTY**

Movements in investment property for the years ended 31 December 2021 and 2020 were as follows:

<i>In thousands of tenge</i>	<b>2021</b>	<b>2020</b>
<b>Cost</b>		
At 1 January	<b>1,264,668</b>	1,264,668
<b>At 31 December</b>	<b>1,264,668</b>	1,264,668
<b>Accumulated depreciation and impairment</b>		
At 1 January	<b>(1,264,668)</b>	(1,264,668)
<b>At 31 December</b>	<b>(1,264,668)</b>	(1,264,668)
<b>Carrying amount</b>		
At 1 January	-	-
<b>At 31 December</b>	-	-

Investment property is represented by an office building constructed in order to lease it out to the Government related entities.

The impairment of KZT 1,264,668 thousand represents the write down of the carrying amount of the investment property to its recoverable amount. The recoverable amount was based on analysis of value in use and fair value less costs to sell and estimated to be nil as at 31 December 2021 and 2020, as it is unlikely that the Group will receive reimbursement for its construction costs either through sale of the office building or rental payments. However, these assumptions may change in the future. The fair value of investment property is determined by reference to significant unobservable in-puts (Level 3).

**NOTES TO THE CONSOLIDATED FINANCIAL STATEMENTS (continued)****13. OTHER NON-CURRENT FINANCIAL ASSETS**

As at 31 December 2021 and 2020, other non-current financial assets comprised:

<i>In thousands of tenge</i>	<b>2021</b>	2020
Long-term accounts receivable	<b>4,147,622</b>	2,421,066
Loans to employees	<b>1,854,480</b>	2,060,858
Long-term deposits	<b>830,526</b>	-
Cash restricted in use	<b>43,243</b>	43,243
Other	<b>375,674</b>	264,012
	<b>7,251,545</b>	4,789,179
Less: allowance for expected credit losses	<b>(110,184)</b>	-
	<b>7,141,361</b>	4,789,179

Movements in the allowance for expected credit losses were as follows for the years ended 31 December:

<i>In thousands of tenge</i>	<b>2021</b>	2020
<b>Allowance for expected credit losses at the beginning of the year</b>	-	-
Charge for the year (Note 47)	<b>(110,184)</b>	-
<b>Allowance for expected credit losses at the end of the year</b>	<b>(110,184)</b>	-

As at 31 December 2021 and 2020, the Group's other non-current financial assets were denominated in the following currencies:

<i>In thousands of tenge</i>	<b>2021</b>	2020
Tenge	<b>7,098,118</b>	4,745,936
US dollars	<b>43,243</b>	43,243
	<b>7,141,361</b>	4,789,179

As at 31 December 2021, the long-term accounts receivable represented by special agreements with customers for the purchase of contract phones for KZT 4,147,622 thousand (as at 31 December 2020: KZT 2,421,066 thousand). These long-term accounts receivable were discounted as at market interest rates of 7.5% per annum (2020: 10% per annum).

Loans to employees are interest free loans provided for the period from 1 to 15 years. These loans were discounted as at the issue date using market interest rates of 9.6% per annum to 19.1% (2020: from 9.6% to 19.1% per annum). Repayment of long-term loans to employees is made through withholding of amounts due from employees' salaries. Loans are secured by employees' real estate properties.

During 2021, the Group placed several long-term deposits in Halyk Bank of Kazakhstan JSC for the total amount of KZT 1,977,700 thousand with the maturity date in 2036 and an interest rate of 0.1% per annum. These bank deposits were discounted as at the issue date using market interest rates of 4.1% per annum to 8%. As a result, the Group has recognized discount in the amount of KZT 1,180,433 thousand. At the placement date, long-term deposits were recognized at its fair value equal to KZT 797,267 thousand. During 2021, the Group has recognized amortization of discount for KZT 33,259 thousand.

**14. OTHER NON-CURRENT NON-FINANCIAL ASSETS**

As at 31 December 2021 and 2020, other non-current non-financial assets comprised:

<i>In thousands of tenge</i>	<b>2021</b>	2020
Deferred connection cost of operators	<b>4,907,385</b>	1,353,299
Long-term VAT receivable	-	369,524
Other	<b>693,618</b>	96,222
	<b>5,601,003</b>	1,819,045

**NOTES TO THE CONSOLIDATED FINANCIAL STATEMENTS (continued)****15. INVENTORIES**

As at 31 December 2021 and 2020, inventories comprised:

<i>In thousands of tenge</i>	2021	2020
Goods for resale at lower of cost and net realisable value	8,345,018	11,734,343
Cable materials at cost	1,592,830	1,340,654
Raw and other materials at cost	1,174,480	1,641,865
Spare parts at cost	476,464	463,893
Fuel at cost	373,962	309,274
	<b>11,962,754</b>	<b>15,490,029</b>

During 2021, an amount of KZT 521,450 thousand (2020: KZT 1,199,617 thousand) was recognized as expenses in respect of inventories recorded at net realizable value. In 2021, this amount was recorded within the item “General and administrative expenses” in the consolidated statement of comprehensive income.

**16. TRADE RECEIVABLES**

As at 31 December 2021 and 2020, trade receivables comprised:

<i>In thousands of tenge</i>	2021	2020
Trade receivables	43,125,578	40,847,311
	<b>43,125,578</b>	<b>40,847,311</b>
Less: allowance for expected credit losses	(6,252,535)	(6,135,606)
	<b>36,873,043</b>	<b>34,711,705</b>

Movements in the allowance for expected credit losses were as follows for the years ended 31 December:

<i>In thousands of tenge</i>	2021	2020
<b>Allowance for expected credit losses at the beginning of the year</b>	<b>(6,135,606)</b>	(4,950,893)
Charge for the year (Note 47)	(2,971,041)	(2,159,063)
Write-off for the year	2,854,112	974,350
<b>Allowance for expected credit losses at the end of the year</b>	<b>(6,252,535)</b>	<b>(6,135,606)</b>

Below is information as at 31 December 2021 about the credit risk exposure on the Group’s trade receivables using a matrix of reserves:

<i>In thousands of tenge</i>	Current	Days past due						Total
		1 to 30 days	31 to 60 days	61 to 90 days	91 to 120 days	121 to 360 days	Over 360 days	
Estimated credit loss rate	0.33%	6.41%	18.96%	21.48%	33.27%	70.72%	100%	
Estimated total gross carrying amount at default	30,226,850	4,261,151	1,452,441	1,031,152	528,807	1,430,581	4,194,596	43,125,578
Allowance for expected credit losses	(100,287)	(273,025)	(275,421)	(221,529)	(175,955)	(1,011,722)	(4,194,596)	(6,252,535)

Below is information as at 31 December 2020 about the credit risk exposure on the Group’s trade receivables using a matrix of reserves:

<i>In thousands of tenge</i>	Current	Days past due						Total
		1 to 30 days	31 to 60 days	61 to 90 days	91 to 120 days	121 to 360 days	Over 360 days	
Estimated credit loss rate	0.50%	6.89%	18.30%	23.32%	39.95%	68.41%	100%	
Estimated total gross carrying amount at default	28,423,009	3,314,635	1,694,987	1,062,628	791,244	2,117,242	3,443,566	40,847,311
Allowance for expected credit losses	(141,385)	(228,289)	(310,136)	(247,793)	(316,064)	(1,448,373)	(3,443,566)	(6,135,606)

**NOTES TO THE CONSOLIDATED FINANCIAL STATEMENTS (continued)****16. TRADE RECEIVABLES (continued)**

As at 31 December 2021 and 2020, the Group's trade receivables were denominated in the following currencies:

<i>In thousands of tenge</i>	<b>2021</b>	<b>2020</b>
Tenge	<b>35,252,251</b>	33,215,353
US dollars	<b>1,413,021</b>	1,260,092
Euro	<b>199,179</b>	205,826
Other currencies	<b>8,592</b>	30,434
	<b>36,873,043</b>	34,711,705

**17. ADVANCES PAID**

As at 31 December 2021 and 2020, advances paid comprised:

<i>In thousands of tenge</i>	<b>2021</b>	<b>2020</b>
Advances paid	<b>7,509,687</b>	4,688,615
	<b>7,509,687</b>	4,688,615
Less: allowance for impairment	<b>(9,136)</b>	(37,066)
	<b>7,500,551</b>	4,651,549

Movements in the allowance for impairment were as follows for the years ended 31 December:

<i>In thousands of tenge</i>	<b>2021</b>	<b>2020</b>
<b>Allowance for impairment at the beginnings of the year</b>	<b>(37,066)</b>	(44,563)
Reversal for the year	<b>19,991</b>	9,017
Write-off for the year	<b>7,939</b>	(1,520)
<b>Allowance for impairment at the end of the year</b>	<b>(9,136)</b>	(37,066)

As at 31 December 2021 and 2020, advances paid for short term assets were given to contractors for services and delivery of inventories for operational activities of the Group.

**18. OTHER CURRENT FINANCIAL ASSETS**

As at 31 December 2021 and 2020, other current financial assets comprised:

<i>In thousands of tenge</i>	<b>2021</b>	<b>2020</b>
Bank deposits	<b>11,558,500</b>	3,399,500
Loans to employees	<b>1,245,820</b>	1,502,112
Restricted cash	<b>912,769</b>	920,317
Due from employees	<b>372,763</b>	364,405
Other accounts receivable	<b>2,559,341</b>	2,341,581
	<b>16,649,193</b>	8,527,915
Less: allowance for expected credit losses	<b>(5,056,469)</b>	(4,901,841)
	<b>11,592,724</b>	3,626,074

As at 31 December 2020, the Group does not have bank deposits with initial maturity of more than 3 (three) months but less than 12 (twelve) months, except deposit placed in Eximbank Kazakhstan JSC.

As at 31 December 2021 and 2020, the allowance for expected credit losses includes a provision in the amount of KZT 3,399,500 thousand accrued on a deposit placed in Eximbank Kazakhstan JSC due to the liquidation of the bank.

As at 31 December 2021, the Group placed bank deposits with initial maturity of more than 3 (three) months but less than 12 (twelve) months, in tenge in VTB Bank JSC at the interest rate of 9.0% for KZT 3,000,000 thousand, in Sberbank JSC at the interest rate of 9.0% for KZT 3,000,000 thousand, and in USD dollars in Bank RBK JSC at the interest rate of 1.2% for KZT 2,159,000 thousand.

**NOTES TO THE CONSOLIDATED FINANCIAL STATEMENTS (continued)****18. OTHER CURRENT FINANCIAL ASSETS (continued)**

Restricted cash represents cash on the accounts with KazInvestBank JSC and Eximbank Kazakhstan JSC for KZT 413,315 thousand and KZT 499,454 thousand, respectively, which are assessed as unlikely to be recovered due to the revocation of banking licenses. Allowance for expected credit loss was recorded for the whole amount of this cash.

Changes in allowance for expected credit losses were as follows for the years ended 31 December:

<i>In thousands of tenge</i>	2021	2020
<b>Allowance for expected credit losses at the beginning of the year</b>	<b>(4,901,841)</b>	(4,820,587)
Charge for the year (Note 47)	<b>(168,526)</b>	(90,887)
Write-off for the year	<b>13,898</b>	9,633
<b>Allowance for expected credit losses at the end of the year</b>	<b>(5,056,469)</b>	(4,901,841)

Below is information as at 31 December 2021 about the credit risk exposure on the Group's loans to employees, due from employees and other receivables using the reserve matrix:

<i>In thousands of tenge</i>	Current	Days past due						Total
		1 to 30 days	31 to 60 days	61 to 90 days	91 to 120 days	121 to 360 days	Over 360 days	
Estimated credit loss rate	7.28%	4.98%	28.80%	13.52%	29.50%	47.03%	100.00%	
Estimated total gross carrying amount at default	3,645,929	21,030	500	3,218	3,309	44,611	459,327	4,177,924
Allowance for expected credit losses	(265,298)	(1,048)	(144)	(435)	(976)	(20,979)	(459,327)	(748,207)

Below is information as at 31 December 2020 about the credit risk exposure on the Group's loans to employees, due from employees and other receivables using the reserve matrix:

<i>In thousands of tenge</i>	Current	Days past due						Total
		1 to 30 days	31 to 60 days	61 to 90 days	91 to 120 days	121 to 360 days	Over 360 days	
Estimated credit loss rate	1.75%	1.99%	8.57%	7.37%	24.86%	56.30%	100.00%	
Estimated total gross carrying amount at default	3,631,594	26,950	14,707	5,444	1,585	27,351	500,467	4,208,098
Allowance for expected credit losses	(63,568)	(535)	(1,260)	(401)	(394)	(15,399)	(500,467)	(582,024)

As at 31 December 2021 and 2020, other current financial assets were denominated in the following currencies:

<i>In thousands of tenge</i>	2021	2020
Tenge	<b>9,425,976</b>	3,618,457
US dollars	<b>2,166,748</b>	7,617
	<b>11,592,724</b>	3,626,074



**NOTES TO THE CONSOLIDATED FINANCIAL STATEMENTS (continued)****19. ASSEST UNDER REVERSE REPURCHASE AGREEMENTS AND FINANCIAL ASSETS AT AMORTIZED COST****Assets under reverse repurchase agreements**

In December 2021 the Group had entered into reverse repurchase agreement with Halyk Finance JSC. The subject of this agreement is coupon Eurobonds (ISIN XS1120709669) and coupon MEUKAM (ISIN KZKD000915) issued by the Ministry of Finance of the Republic of Kazakhstan. The Group has a right to sell or repledge the transferred securities in the absence of default of the counterparty. Fair value of the transferred securities held as collateral under reverse repurchase agreement amounted to KZT 49,999,824 thousand. The agreement matures on 31 March 2022. The resale prices of the securities purchased is KZT 51,172,262 thousand, and currency of the agreement is tenge.

**Financial assets at amortized cost**

As at 31 December 2020 financial assets at amortized cost in the amount of KZT 18,923,399 thousand were represented by short-term discount notes of National Bank of the Republic of Kazakhstan (“NBRK”) denominated in tenge, were fully redeemed as of 31 December 2021. In 2021 and 2020, the Group acquired short term discount notes at purchase price KZT 140,018,401 thousand and KZT 36,751,293 thousand, respectively. In 2021 short term discount notes with nominal value in the amount of KZT 158,630,603 thousand and interest income in the amount of KZT 1,369,397 thousand was redeemed (2020: KZT 18,139,091 thousand of nominal value and interest income of KZT 760,909 thousand, respectively).

As at 31 December 2021 and 2020, financial assets at amortised cost comprised of the following:

<i>In thousands of tenge</i>	<b>Maturity date</b>	<b>Yield to maturity</b>	<b>Nominal value</b>	<b>31 December 2021</b>	<b>31 December 2020</b>
NBRK note	13 January 2021	8.92%	10,000,000	–	9,968,318
NBRK note	15 January 2021	9.41%	4,000,000	–	3,984,591
NBRK note	22 January 2021	9.85%	3,000,000	–	2,982,294
NBRK note	22 January 2021	9.85%	2,000,000	–	1,988,196
			<b>19,000,000</b>	<b>–</b>	<b>18,923,399</b>

The Group recognized the financial assets at amortized cost as the contractual cash flows are solely principal and interest and the financial assets are held within a business model for collecting contractual cash flows.

**20. OTHER CURRENT NON-FINANCIAL ASSETS**

As at 31 December 2021 and 2020, other current non-financial assets comprised:

<i>In thousands of tenge</i>	<b>2021</b>	<b>2020</b>
VAT receivable	<b>6,850,749</b>	4,661,908
Taxes prepaid other than corporate income tax	<b>3,536,444</b>	1,241,207
Deferred connection cost of operators	<b>906,594</b>	237,750
Other	<b>2,016,645</b>	1,159,466
	<b>13,310,432</b>	<b>7,300,331</b>

**21. CASH AND CASH EQUIVALENTS**

As at 31 December 2021 and 2020, cash and cash equivalents comprised:

<i>In thousands of tenge</i>	<b>2021</b>	<b>2020</b>
Cash on current bank accounts	<b>97,556,615</b>	84,060,922
Deposits with less than 90 days' maturity from the date of opening	<b>69,547,376</b>	10,325,020
Cash on hand	<b>14,090</b>	46,002
	<b>167,118,081</b>	<b>94,431,944</b>
Less: allowance for expected credit losses	<b>(8,242)</b>	(3,412)
	<b>167,109,839</b>	<b>94,428,532</b>

**NOTES TO THE CONSOLIDATED FINANCIAL STATEMENTS (continued)****21. CASH AND CASH EQUIVALENTS (continued)**

Cash on current bank accounts earn interest at the rates ranging from 0.2% to 7.0% per annum (2020: from 0.1% to 7.25% per annum).

As at 31 December 2021, short-term deposits for KZT 69,547,376 thousand were placed for varying periods between one day and three months, depending on the immediate cash requirements of the Group, and earned interest at the rate of up to 8.90% per annum (as at 31 December 2020: KZT 10,325,020 thousand with a rate of up to 8.50%).

For the purpose of the consolidated statement of cash flows, cash and cash equivalents comprise the following at 31 December:

<i>In thousands of tenge</i>	2021	2020
Cash on current bank accounts	97,556,615	84,060,922
Deposits with less than 90 days' maturity from the date of opening	69,547,376	10,325,020
Cash on current bank accounts attributable to disposed group	-	280,634
Cash on hand	14,090	46,002
	<b>167,118,081</b>	<b>94,712,578</b>
Less: allowance for expected credit losses	(8,242)	(3,412)
<b>Total cash and cash equivalents</b>	<b>167,109,839</b>	<b>94,709,166</b>

As at 31 December 2021 and 2020, cash and cash equivalents were denominated in the following currencies:

<i>In thousands of tenge</i>	2021	2020
US dollars	104,821,000	79,699,144
Tenge	60,770,210	13,491,284
Euro	1,212,064	1,116,469
Russian roubles	305,666	120,751
Other	899	884
	<b>167,109,839</b>	<b>94,428,532</b>

Movements in the allowance for expected credit losses were as follows for the years ended 31 December:

<i>In thousands of tenge</i>	2021	2020
<b>Allowance for expected credit losses at the beginning of the year</b>	<b>(3,412)</b>	<b>(19,332)</b>
(Charge)/reversal for the year (Note 47)	(4,830)	15,920
<b>Allowance for expected credit losses at the end of the year</b>	<b>(8,242)</b>	<b>(3,412)</b>

**22. EQUITY****Authorised and issued shares**

	Number of shares		In thousands of tenge		Total issued shares
	Common shares	Preferred non-voting shares	Common shares	Preferred non-voting shares	
At 31 December 2019	10,922,876	1,213,653	10,922,876	1,213,653	12,136,529
At 31 December 2020	10,922,876	1,213,653	10,922,876	1,213,653	12,136,529
<b>At 31 December 2021</b>	<b>10,922,876</b>	<b>1,213,653</b>	<b>10,922,876</b>	<b>1,213,653</b>	<b>12,136,529</b>

**NOTES TO THE CONSOLIDATED FINANCIAL STATEMENTS (continued)****22. EQUITY (continued)****Treasury shares**

	Number of shares		In thousands of tenge		Total
	Common shares	Preferred non-voting shares	Common shares	Preferred non-voting shares	
<b>At 31 December 2019</b>	216,852	914,868	3,052,617	4,012,997	7,065,614
Treasury shares reacquired	-	-	-	-	-
Sale of treasury shares	-	-	-	-	-
<b>At 31 December 2020</b>	216,852	914,868	3,052,617	4,012,997	7,065,614
Treasury shares reacquired	-	-	-	-	-
Sale of treasury shares	-	-	-	-	-
<b>At 31 December 2021</b>	<b>216,852</b>	<b>914,868</b>	<b>3,052,617</b>	<b>4,012,997</b>	<b>7,065,614</b>

**Shares issued less reacquired shares**

As at 31 December 2021 and 2020, number of common and preferred shares issued net of reacquired shares was 10,706,024 and 298,785 shares, respectively.

**Preferred shares**

Holders of preferred shares are entitled to receive annual cumulative dividends of 300 tenge per share, and not less than the amount of the dividends per share paid to holders of common shares. Payment of preferred shares dividends does not require a resolution of Kazakhtelecom JSC shareholders meeting. The discounted value of future cash flows of annual cumulative dividends is recorded as a financial liability as at 31 December 2021 in the amount of KZT 814,868 thousand (31 December 2020: KZT 814,868 thousand).

**Dividends**

The preferred shares earn a non-discretionary dividend of 300 tenge per share in accordance with the Company's charter documents. Preferred shares are considered to be compound financial instruments, and accordingly the liability and equity components are presented separately in the consolidated statement of financial position. Dividends in the amount of KZT 89,636 thousand were accrued as at 31 December 2021 (at 31 December 2020: KZT 89,636 thousand) and are recorded as interest expenses in the consolidated statement of comprehensive income (*Note 39*).

On the basis of the decision made at the annual shareholders general meeting of Kazakhtelecom JSC on 30 April 2021, the Company declared dividends on preferred shares based on 2020 results in the amount of KZT 427,525 thousand and dividends on common shares in the amount of KZT 22,925,343 thousand (2020: KZT 142,852 thousand and KZT 10,580,464 thousand, respectively). The dividends accrued on common shares during 2021. Dividends per share (common and preferred) as at 31 December 2021 were equal to KZT 1,730.88 (as at 31 December 2020: KZT 778.11 per common share).

Movements in dividends payable for the years ended 31 December were as follow:

<i>In thousands of tenge</i>	2021	2020
<b>Dividends payable at the beginning of the year</b>	<b>17,577</b>	1,598,354
Dividends declared on common shares to equity holders of the parent	<b>18,530,843</b>	8,330,464
Dividends declared on common shares to non-controlling interests	<b>4,394,500</b>	2,250,000
Dividends declared on preferred shares in excess of the obligatory amount	<b>427,525</b>	142,852
Interest on debt component of preferred shares ( <i>Note 39</i> )	<b>89,636</b>	89,636
Offsetting	<b>(1,386,421)</b>	-
Dividends paid to equity holders of the parent	<b>(17,661,587)</b>	(10,143,729)
Dividends paid to non-controlling interests	<b>(4,394,500)</b>	(2,250,000)
<b>Dividends payable at the end of the year (<i>Note 29</i>)</b>	<b>17,573</b>	17,577

For the year ended 31 December 2021 the Group paid withholding tax on dividends in the amount of KZT 3,191 thousand (2020: KZT 162,819 thousand).

**NOTES TO THE CONSOLIDATED FINANCIAL STATEMENTS (continued)****22. EQUITY (continued)****Other transactions with owners**

In accordance with the decision of Samruk-Kazyna JSC, in 2018-2021 Kazakhtelecom JSC engaged independent consultants to perform IPO of Kazakhtelecom JSC. In accordance with the decision of the Management Board of Samruk-Kazyna JSC, these expenses have to be reimbursed by Samruk-Kazyna JSC. Thus, in 2021 both parties concluded an agreement on reimbursement of expenses. The total amount of expenses to be reimbursed amounted to KZT 1,310,411 thousand, excluding VAT. Part of the expenses was reimbursed by offsetting with dividends payable for KZT 1,386,421 thousand, including VAT (KZT 1,237,876 thousand, excluding VAT). The remaining part of KZT 72,535 thousand was entirely received in cash in 2021.

**Other reserves**

According to the Company's Charter, the Company created a reserve capital equal to 15% of the authorized share capital. This reserve capital was created through appropriation of the retained earnings. There were no movements in the reserve capital in 2021 and 2020.

**Foreign currency translation reserve**

The foreign currency translation reserve is used to record exchange differences arising from the translation of financial statements of the subsidiaries, whose functional currency is not tenge and whose financial statements are included in these consolidated financial statements in accordance with the accounting policy disclosed in *Note 3*.

**Earnings per share**

Basic earnings per share are calculated by dividing net profit for the year attributable to common equity holders of the Parent (after adjusting for the after-tax amount of dividends on preferred shares) by the weighted average number of common and preferred shares outstanding during the year.

Diluted earnings per share are equal to basic earnings per share, as the Group does not have any dilutive potential common shares.

The following tables reflect profit and share data used in the basic and diluted earnings per share computations:

<i>In thousands of tenge</i>	2021	2020
<b>Net profit</b>	<b>90,759,490</b>	63,493,359
Interest on preferred shares ( <i>Note 39</i> )	<b>89,636</b>	89,636
<b>Net profit for calculating of basic and diluted earnings per share</b>	<b>90,849,126</b>	63,582,995
Weighted average number of common and preferred shares for calculation of basic and diluted earnings per share	<b>11,004,809</b>	11,004,809
<b>Basic and diluted earnings per share, tenge</b>	<b>8,255.40</b>	5,777.75

There have been no other transactions involving common shares or potential common shares between the reporting date and the date of preparation of these consolidated financial statements.

**Additional information disclosed in accordance with Kazakhstan Stock Exchange (KASE) requirements**

*The cost of common shares, calculated in accordance with the requirements of the KASE*

Below is the cost of one ordinary share, calculated in accordance with the requirements of the KASE:

<i>In thousands of tenge</i>	2021	2020
Total assets	<b>1,234,585,295</b>	1,115,426,174
Less: intangible assets, including goodwill	<b>357,827,030</b>	369,756,125
Less: total liabilities	<b>590,407,929</b>	596,886,177
Less: preferred shares issued net of reacquired shares	<b>298,785</b>	298,785
<b>Net assets for calculation of cost of ordinary share in accordance with listing requirements of KASE</b>	<b>286,051,551</b>	148,485,087
Number of ordinary shares	<b>10,706,024</b>	10,706,024
<b>Cost of ordinary share, calculated in accordance with listing requirements of KASE (in tenge)</b>	<b>26,719</b>	13,869

**NOTES TO THE CONSOLIDATED FINANCIAL STATEMENTS (continued)****22. EQUITY (continued)****Additional information disclosed in accordance with Kazakhstan Stock Exchange (KASE) requirements (continued)**

*The cost of common shares, calculated in accordance with the requirements of the KASE (continued)*

Another requirement for disclosure is the amount of the dividends payable to owners of preferred non-voting shares, preferred non-voting shares in the equity and debt component of preferred non-voting shares, divided by number of preferred non-voting shares. At the same time, according to the methodology of KASE, the dividend payable on preferred shares, which are not paid due to the lack of up-to-date information about the shareholders, their payment details, are not taken into account. As at 31 December 2021, this indicator amounted to 3,727 tenge (as at 31 December 2020: 3,727 tenge).

**23. BORROWINGS**

As at 31 December 2021 and 2020, borrowings comprised:

<i>In thousands of tenge</i>	<b>Weighted average effective interest rate</b>	<b>2021</b>	<b>Weighted average effective interest rate</b>	<b>2020</b>
Bonds with a fixed interest rate of 11.84% to 11.86% per annum	<b>11.85%</b>	<b>158,100,718</b>	11.85%	180,952,977
Borrowings with a fixed interest rate of 7.12% to 13.06% per annum	<b>10.90%</b>	<b>157,690,590</b>	10.99%	181,449,097
		<b>315,791,308</b>		<b>362,402,074</b>

Borrowings are repayable as follows:

<i>In thousands of tenge</i>	<b>2021</b>	<b>2020</b>
<b>Current portion of borrowings</b>	<b>33,544,325</b>	<b>46,111,485</b>
Maturity between 1 and 2 years	<b>24,453,132</b>	28,978,947
Maturity between 2 and 5 years	<b>239,849,225</b>	187,254,778
Maturity over 5 years	<b>17,944,626</b>	100,056,864
<b>Total non-current portion of borrowings</b>	<b>282,246,983</b>	<b>316,290,589</b>
<b>Total borrowings</b>	<b>315,791,308</b>	<b>362,402,074</b>

As of 31 December 2021 and December 2020, loans represented by the following:

<b>Borrowings</b>	<b>Maturity date</b>	<b>Currency</b>	<b>Effective interest rate</b>	<b>2021</b>	<b>2020</b>
Halyk Bank of Kazakhstan JSC	21 May 2027	Tenge	12.20%	<b>58,057,949</b>	68,609,396
First Heartland Jusan Bank JSC	10 November 2024	Tenge	11.70%	<b>39,870,617</b>	-
Development Bank of Kazakhstan JSC (Note 46)	30 June 2032	Tenge	7.95%-8.41%	<b>23,611,713</b>	25,762,791
Development Bank of Kazakhstan JSC (Note 46)	19 December 2024	Tenge	7.12%-9.30%	<b>16,039,080</b>	23,651,673
Bank of China Kazakhstan JSC	2 June 2024	Tenge	10.70%	<b>13,105,003</b>	11,059,412
VTB Bank JSC	15 October 2023	Tenge	11.90%	<b>7,006,228</b>	6,005,330
Halyk Bank of Kazakhstan JSC	22 February 2024	Tenge	11.20%	-	15,223,348
Eurasian Development Bank JSC	20 June 2024	Tenge	13.06%	-	18,129,058
Halyk Bank of Kazakhstan JSC	30 June 2023	Tenge	12.18%	-	13,008,089
<b>Total</b>				<b>157,690,590</b>	<b>181,449,097</b>

As at 31 December 2021 and 2020 the Group's borrowings have fixed interest rates.

**NOTES TO THE CONSOLIDATED FINANCIAL STATEMENTS (continued)**

---

**23. BORROWINGS (continued)****Halyk Bank of Kazakhstan JSC (with maturity date – 21 May 2027)**

During 2021, the Group made repayment of principal amount for KZT 10,428,192 thousand and interest amount for KZT 7,546,064 thousand under the credit line agreements concluded with the Halyk Bank JSC with the maturity in 21 May 2027 (2020: KZT 10,428,192 thousand and KZT 8,761,130 thousand, respectively).

**First Heartland Jusan Bank JSC (with maturity date – 10 November 2024)**

On 10 November 2021, the Group's subsidiary, Kcell JSC, and First Heartland Jusan Bank JSC signed a credit line agreement in the amount of KZT 60,500,000 thousand. On 11 November 2021 two tranches were received from First Heartland Jusan Bank JSC in the amount of KZT 22,000,000 thousand and KZT 12,000,000 thousand with an interest rate of 11% per annum and 10.7% per annum, respectively. Additionally, on 25 November 2021, third tranche was received from First Heartland Jusan Bank JSC in the amount of KZT 6,500,000 thousand with an interest rate of 11% per annum, with a maturity until 10 November 2024. At the date of initial recognition, the loan was recognized at fair value based on expected cash outflows at a market rate observable for similar instruments of 12.9% at the time the loan was issued. On initial recognition of all three tranches total discount in the amount of KZT 1,260,102 thousand was recognised within equity in 'Non-controlling interest' part.

**Development Bank of Kazakhstan JSC (with maturity date – 30 June 2032)**

During 2021, the Group made repayment of principal amount for KZT 2,133,332 thousand and interest amount for KZT 1,814,734 thousand under the credit line agreements concluded with the Development Bank of Kazakhstan JSC with the maturity in June 2032 (2020: KZT 1,066,666 thousand and KZT 1,435,082 thousand, respectively).

**Development Bank of Kazakhstan JSC (with maturity date – 19 December 2024)**

During 2021, the Group made repayment of principal amount for KZT 7,425,363 thousand and interest amount for KZT 1,813,732 thousand under the credit line agreements concluded with the Development Bank of Kazakhstan JSC with the maturity in December 2024 (2020: KZT 5,485,532 thousand and KZT 2,195,942 thousand, respectively).

**Bank of China Kazakhstan JSC (with maturity date – 2 June 2024)**

During 2019 and 2020, the Group obtained loan in the amount of KZT 5,000,000 thousand and KZT 6,000,000 thousand tenge, respectively, within credit line agreement with Bank of China Kazakhstan JSC with a repayment period of 36 months and a fixed interest rate of 10.5% per annum. On 14 October 2020 the Group has signed addendum to loan agreement with Bank of China to decrease interest rate from 10.5% to 10.3% per annum under credit line agreement. The change in the interest rate does not represent a substantial modification as in accordance with IFRS 9 and thus, it did not lead to the derecognition of the original liability.

On 2 June 2021 the Group obtained additional tranche in the amount of KZT 2,000,000 thousand from Bank of China JSC within the same credit line agreement. During 2021, the Group made interest repayment for KZT 1,253,453 thousand (2020: KZT 892,085 thousand).

**VTB Bank JSC (with maturity date – 15 October 2023)**

On 28 October 2020 the Group obtained loan in the amount of KZT 6,000,000 thousand within the credit line agreement with VTB Bank JSC with maturity till October 2023 at interest rate 10.7% per annum. On 31 March 2021 the Group signed an additional agreement with VTB Bank JSC to increase the amount of the credit line from KZT 6,000,000 thousand to KZT 7,000,000 thousand, and obtained KZT 1,000,000 thousand with a maturity until 15 October 2023 and an interest rate of 10.7% per annum. During 2021, the Group made interest repayment for KZT 721,718 thousand (2020: 239,207 thousand).

**NOTES TO THE CONSOLIDATED FINANCIAL STATEMENTS (continued)****23. BORROWINGS (continued)****Halyk Bank of Kazakhstan JSC (with maturity date – 22 February 2024)**

On 23 April 2020, the Group obtained loan in the amount of KZT 15,000,000 thousand within credit line agreement with Halyk Bank of Kazakhstan JSC with a maturity of 36 months and a fixed interest rate of 11.5% per annum. On 14 July 2020 interest rate of loan was decreased from 11.5% to 11.2% per annum under credit line agreement. The change in the interest rate from does not represent a substantial modification as in accordance with IFRS 9 and thus, it did not lead to the derecognition of the original liability. Consequently, in 2020 the Group recognized finance income in the amount of KZT 115,580 thousand as a result of change in the interest rate. During 2020, the Group made interest repayment for KZT 864,125 thousand. On 24 February 2021 the Group obtained two loans in the amount of KZT 2,100,000 thousand and KZT 4,900,000 thousand from Halyk Bank JSC within the same credit line agreement. On 11 November 2021, the Group fully repaid principal and interest in the amount of KZT 22,000,000 thousand and KZT 2,358,222 thousand, respectively, ahead of the schedule.

**Eurasian Development Bank JSC (with maturity date – 20 June 2024)**

On 20 May 2021 the Group has signed addendum to loan agreement with Eurasian Development Bank JSC to decrease interest rate from 11.5% to 11.19% per annum under credit line agreement. The change in the interest rate does not represent a substantial modification in accordance with IFRS 9 and thus, it did not lead to the derecognition of the original liability. In 2021, the Group fully repaid principal amount of the loan obtained from Eurasian Development Bank in the amount of KZT 18,500,000 thousand and interest in the amount of KZT 762,317 thousand.

**Halyk Bank of Kazakhstan JSC (with maturity date – 30 June 2023)**

On 30 June 2020, the Group obtained loan in the amount of KZT 13,000,000 thousand within credit line agreement with Halyk Bank of Kazakhstan JSC with an effective interest rate of 12.18% and maturity date on June 2023. During 2020, the Group made interest repayment for KZT 736,089 thousand.

On 1 July 2021 the Group has repaid principal amount of loan for KZT 13,000,000 thousand ahead of schedule and interest for KZT 744,177 thousand.

**Alfa Bank JSC (with maturity date – 5 January 2024)**

On 6 January 2021 the Group obtained a loan in the amount of KZT 12,000,000 thousand from Alfa Bank JSC with maturity till 5 January 2024 at interest rate 10.7% per annum. On 19 May 2021 the Group entered into an additional agreement to increase the credit limit from KZT 14,000,000 thousand to KZT 21,000,000 thousand, for a period until 19 May 2026, with an availability period until 19 May 2025 at interest rate of 10.7% per annum. On 11 November 2021 the Group fully repaid principal and interest in the amount of KZT 12,000,000 thousand and KZT 1,102,100 thousand, respectively, ahead of the schedule.

As of 31 December 2021 and 2020, debt securities issued represented by the following:

<b>Bonds</b>	<b>Maturity date</b>	<b>Currency</b>	<b>Effective interest rate</b>	<b>2021</b>	<b>2020</b>
Local bonds of Kazakhtelecom JSC (KZTKb3)	19 June 2026	Tenge	11.86%	<b>80,225,718</b>	80,207,595
Local bonds of Kazakhtelecom JSC (KTCB.1024 and KTCB2.1024) (Note 46)	1 November 2024	Tenge	11.84%	<b>77,875,000</b>	77,875,000
Local bonds of Kcell JSC (KCElb1)	16 January 2021	Tenge	11.84%	-	22,870,382
				<b>158,100,718</b>	<b>180,952,977</b>

**Local bonds of Kazakhtelecom JSC (KZTKb3)**

On 19 June 2019, the Group placed bonds on the Kazakhstan Stock Exchange JSC for amount of KZT 80,000,000 thousand at an effective interest rate of 11.86% and maturity in June 2026. The nominal value of one bond is one thousand tenge. During 2021, the Group repaid interest for KZT 9,200,001 thousand (2020: 9,200,227 thousand).



**NOTES TO THE CONSOLIDATED FINANCIAL STATEMENTS (continued)****23. BORROWINGS (continued)****Local bonds of Kazakhtelecom JSC (KTCB.1024 and KTCB2.1024)**

On 6 November and 12 December 2018, the Group made a listing of coupon bonds on the stock exchange of the International Financial Center Astana (AIX) for amount of KZT 100,000,000 thousand at an effective interest rate of 11.84% and maturity in November 2024. The nominal value of one bond is one thousand tenge. Bonds on these issues were purchased by the Parent company.

In accordance with the terms of the bonds sale agreements concluded with the Parent, the Group is obliged to provide collateral represented by shares of Kcell JSC sufficient to cover the total amount of the agreements before 31 December 2019 or the primary/secondary public offering of shares of Kazakhtelecom JSC on the stock market, depending on what comes last. On 18 August 2020, 150 million shares or 75% of shares of Kcell JSC were pledged to the Parent as a collateral for the bonds of the Group.

On 10 December 2020, the Group early redeemed local bonds with the maturity till 1 November 2024 in the amount of KZT 25,000,000 thousand from Parent company.

During 2021, the Group has repaid interest for KZT 8,625,000 thousand (2020: 12,290,625 thousand).

**Local bonds of Kcell JSC**

On 21 February 2019, the Group undertook a bond placement at the Kazakhstan Stock Exchange, in which bonds to the value of KZT 17,024,648 thousand were placed with investors at a yield of 11.5% per annum and on 16 January 2018 a bond placement with the value of KZT 4,950,000 thousand at a yield of 11.5% per annum. During 2020, the Group has repaid interest for KZT 2,501,711 thousand. On 26 January 2021, in accordance with schedule, the Group fully repaid bonds in the amount of KZT 23,004,855 thousand, including the principal portion in the amount of KZT 21,754,000 thousand and accrued interest in the amount of KZT 1,250,855 thousand.

**Covenants**

The Group is required to ensure execution of the financial and non-financial covenants under the terms of the loan agreements. Failure to comply with financial covenants gives the lenders the right to demand early repayment of loans. As at 31 December 2021 and 2020, the Group complied with all financial and non-financial covenants.

**24. RIGHT-OF-USE ASSETS AND LEASE LIABILITIES**

Set out below are the carrying amounts of right-of-use assets and the movements during the year:

<i>In thousands of tenge</i>	<b>Buildings and constructions</b>	<b>Equipment</b>	<b>Total</b>
<b>Cost</b>			
<b>At 1 January 2020</b>	60,344,073	42,848,491	103,192,564
Additions	920,142	-	920,142
Modifications	(137,957)	-	(137,957)
Disposals	(283,107)	-	(283,107)
Recognition of right-of use assets as a result of lease back transactions	3,150	-	3,150
<b>At 31 December 2020</b>	60,846,301	42,848,491	103,694,792
Additions	<b>4,072,579</b>	-	<b>4,072,579</b>
Modifications	<b>1,795,233</b>	-	<b>1,795,233</b>
Cancellation	<b>(1,179,162)</b>	-	<b>(1,179,162)</b>
<b>At 31 December 2021</b>	<b>65,534,951</b>	<b>42,848,491</b>	<b>108,383,442</b>
<b>Accumulated depreciation</b>			
<b>At 1 January 2020</b>	7,196,419	3,898,709	11,095,128
Depreciation charge	9,373,301	3,531,945	12,905,246
<b>At 31 December 2020</b>	16,569,720	7,430,654	24,000,374
Depreciation charge	<b>10,451,786</b>	<b>3,187,580</b>	<b>13,639,366</b>
Cancellation	<b>(105,364)</b>	-	<b>(105,364)</b>
<b>At 31 December 2021</b>	<b>26,916,142</b>	<b>10,618,234</b>	<b>37,534,376</b>
<b>Net book value</b>			
<b>At 31 December 2020</b>	44,276,581	35,417,837	79,694,418
<b>At 31 December 2021</b>	<b>38,618,809</b>	<b>32,230,257</b>	<b>70,849,066</b>

**NOTES TO THE CONSOLIDATED FINANCIAL STATEMENTS (continued)****24. RIGHT-OF-USE ASSETS AND LEASE LIABILITIES (continued)**

Set out below are the carrying amounts of lease liabilities and the movements during the year:

<i>In thousands of tenge</i>	<b>31 December 2021</b>	31 December 2020
<b>At the beginning of the year</b>	<b>59,110,635</b>	73,216,589
Additions (Note 47)	<b>4,072,579</b>	920,142
Modifications (Note 47)	<b>1,795,233</b>	(137,957)
Cancellation (Note 47)	<b>(754,362)</b>	(281,000)
Lease back transactions (Note 47)	-	198,969
Interest expenses (Note 39)	<b>7,469,004</b>	8,254,779
Payment of interest part (Note 47)	<b>(7,469,004)</b>	(8,254,779)
Payment of principal part (Note 47)	<b>(15,072,509)</b>	(14,806,108)
<b>At the end of the year</b>	<b>49,151,576</b>	59,110,635

Set out below are the carrying amounts of non-current and current lease liabilities:

<i>In thousands of tenge</i>	<b>31 December 2021</b>	31 December 2020
Non-current portion of liabilities	<b>33,810,098</b>	42,461,444
Current portion of lease liabilities	<b>15,341,478</b>	16,649,191

The following are the amounts recognised in profit or loss:

<i>In thousands of tenge</i>	<b>2021</b>	2020
Depreciation expense of right-of-use assets	<b>13,639,366</b>	12,905,246
Interest expense on lease liabilities (Note 39)	<b>7,469,004</b>	8,254,779
Expense relating to short-term leases and leases of low-value assets (included in cost of sales) (Note 35)	<b>1,007,372</b>	611,299
Expense relating to short-term leases (included in general and administrative expenses) (Note 36)	<b>241,174</b>	78,946
	<b>22,356,916</b>	21,850,270

The Group had total cash outflows for leases of KZT 23,789,831 thousand in 2021, including cash outflow of KZT 1,248,546 thousand related to leases of low-value assets and short-term leases (2020: KZT 23,751,132 thousand and KZT 690,245 thousand, respectively). The Group also had non-cash additions to right-of-use assets and lease liabilities of KZT 4,072,579 thousand in 2021 (2020: KZT 920,142 thousand).

**25. EMPLOYEE BENEFIT OBLIGATIONS****State contribution plan**

The Group pays social tax according to the current statutory requirements of the Republic of Kazakhstan. The social tax and salary accruals are recorded in expenses as incurred.

In addition, the Group withholds 10% of the salary of employees paid as contributions of employees to the accumulating pension funds. These expenses are recorded in the period when they were incurred.

**Employee benefit obligations**

As at 31 December 2021 and 2020, the total employee benefit obligations of the Group comprised the following:

<i>In thousands of tenge</i>	<b>2021</b>	2020
Present value of defined benefit pension plan obligation	<b>22,685,554</b>	16,688,944
Present value of obligations for other long-term payments	<b>689,610</b>	727,200
	<b>23,375,164</b>	17,416,144

A defined benefit pension plan provides for the fulfilment of obligations under the state pension provision in accordance with the Collective Agreement concluded between the Company and employees. Other long-term payments include anniversaries, funeral payments, and others.

The Group did not create a fund for such obligations.

**NOTES TO THE CONSOLIDATED FINANCIAL STATEMENTS (continued)****25. EMPLOYEE BENEFIT OBLIGATIONS (continued)****Employee benefit obligations (continued)**

A reconciliation of the present value of the defined benefit plan obligation with specified payments was as follows for the years ended 31 December 2021 and 2020:

<i>In thousands of tenge</i>	2021	2020
<b>Total liability at the beginning of the year</b>	<b>16,688,944</b>	16,823,296
Current service cost	<b>569,878</b>	422,107
Interest expenses	<b>1,326,771</b>	1,278,571
Benefits paid during the year	<b>(2,730,146)</b>	(1,300,764)
Actuarial losses/(income) recognized during the year within other comprehensive income	<b>6,830,107</b>	(534,266)
<b>Total liability at the end of the year</b>	<b>22,685,554</b>	16,688,944
Liability payable within one year	<b>(1,425,479)</b>	(1,044,538)
<b>Liability payable after one year</b>	<b>21,260,075</b>	15,644,406

A reconciliation of the present value of obligations for other long-term payments with specified payments was as follows for the years ended 31 December 2021 and 2020:

<i>In thousands of tenge</i>	2021	2020
<b>Total liability at the beginning of the year</b>	<b>727,200</b>	640,344
Current service cost	<b>52,375</b>	56,861
Interest expenses	<b>57,812</b>	48,666
Benefits paid during the year	<b>(85,975)</b>	(77,960)
Actuarial (income)/losses recognized during the year in profit and loss	<b>(61,802)</b>	59,289
<b>Total liability at the end of the year</b>	<b>689,610</b>	727,200
Liability payable within one year	<b>(100,963)</b>	(106,299)
<b>Liability payable after one year</b>	<b>588,647</b>	620,901

Actuarial losses recognised in 2021 have resulted primarily from changes in the assumptions relating to the discount rate and from historical adjustments.

Cost of current service, interest expenses and actuarial losses in the total amount of KZT 1,945,034 thousand were recorded in cost of sales and general and administrative expenses within personnel costs (2020: KZT 1,865,494 thousand) (Note 38).

Actuarial losses recognized in 2021 within other comprehensive income, net of income tax, were equal to KZT 6,302,871 thousand (2020: actuarial gain of KZT 615,923 thousand).

There were no unrecognised actuarial losses or past service costs.

The estimates of the liability were made on the basis of the published statistical data regarding mortality of employees and actual Company's data concerning the number, age, gender and years of employee service. Other principal assumptions used in determining benefit obligations for the Company's plan were shown below:

	2021	2020
Discount rate	<b>7.95%</b>	7.95%
The expected rate of future annual minimum salary increases	<b>8.10%</b>	7.50%

A quantitative sensitivity analysis for significant assumptions as at 31 December 2021, was as follows:

	Discount rate		The expected rate of future annual minimum salary increases	
	Growth by 0.5%	Reduction by 0.5%	Growth by 1%	Reduction by 1%
Sensitivity level				
Impact on defined benefit plan obligations, in thousands tenge	<b>(1,178,236)</b>	<b>1,459,647</b>	<b>1,653,978</b>	<b>(1,557,960)</b>

**NOTES TO THE CONSOLIDATED FINANCIAL STATEMENTS (continued)****25. EMPLOYEE BENEFIT OBLIGATIONS (continued)****Employee benefit obligations (continued)**

A quantitative sensitivity analysis for significant assumptions as at 31 December 2020, was as follows:

Sensitivity level	Discount rate		The expected rate of future annual minimum salary increases	
	Growth by 0.5%	Reduction by 0.5%	Growth by 1%	Reduction by 1%
Impact on defined benefit plan obligations, in thousands tenge	(952,376)	1,311,061	1,306,837	(1,235,297)

The sensitivity analyses above have been determined based on a method that extrapolates the impact on the defined benefit obligation as a result of reasonable changes in key assumptions occurring at the end of the reporting period. The sensitivity analyses are based on a change in a significant assumption, keeping all other assumptions constant. The sensitivity analyses may not be representative of an actual change in the defined benefit obligation as it is unlikely that changes in assumptions would occur in isolation of one another.

**26. NON-CURRENT CONTRACT LIABILITIES**

As at 31 December 2021 and 2020, non-current contract liabilities comprised:

<i>In thousands of tenge</i>	2021	2020
Contract liabilities from operators	4,766,404	3,775,772
Contract liabilities for connection of subscribers	544,722	704,852
Other contract liabilities	2,876,996	1,874,671
	<b>8,188,122</b>	<b>6,355,295</b>

Movements in liabilities for the years ended 31 December were as follows:

<i>In thousands of tenge</i>	2021	2020
<b>Contract liabilities as at 1 January</b>	<b>24,944,812</b>	25,850,243
Deferred during the year	232,019,257	327,962,587
Recognised as revenue during the year	(226,895,288)	(328,868,018)
<b>Total contract liabilities as at 31 December</b>	<b>30,068,781</b>	24,944,812
Current portion (Note 30)	21,880,659	18,589,517
Non-current portion	8,188,122	6,355,295

**27. ASSET RETIREMENT OBLIGATION**

Provision for asset retirement obligation is recorded at the discounted value of expected costs to bring the sites and facilities to their original condition using estimated cash flows and is recognised as part of the cost of the specific asset. The cash flows are discounted at a current pre-tax rate that reflects the risks specific to the asset retirement obligation.

Movements in provision for asset retirement obligation for the years ended 31 December 2021 and 2020 were as follows:

<i>In thousands of tenge</i>	2021	2020
<b>Provision for asset retirement obligation as at 1 January</b>	<b>8,480,576</b>	7,221,083
Amortization of discount (Note 39)	597,758	518,865
Change in estimate (Note 8)	1,205,990	740,628
<b>Provision for asset retirement obligation as at 31 December</b>	<b>10,284,324</b>	8,480,576
Current portion (Note 31)	2,868,319	553,618
Non-current portion	7,416,005	7,926,958

**NOTES TO THE CONSOLIDATED FINANCIAL STATEMENTS (continued)****28. TRADE PAYABLES**

As at 31 December 2021 and 2020, trade payables comprised:

<i>In thousands of tenge</i>	<b>2021</b>	<b>2020</b>
Trade payables for supply of property and equipment	<b>46,945,570</b>	34,791,217
Trade payables for services rendered	<b>27,284,558</b>	18,624,547
Trade payables for inventory received	<b>870,483</b>	1,450,370
	<b>75,100,611</b>	54,866,134

As at 31 December 2021 and 2020, trade payables were interest-free.

As at 31 December 2021 and 2020, trade payables were mainly denominated in the following currencies:

<i>In thousands of tenge</i>	<b>2021</b>	<b>2020</b>
Tenge	<b>56,541,166</b>	48,813,976
US dollars	<b>16,879,626</b>	4,825,924
Euro	<b>1,478,207</b>	1,011,825
Russian rubles	<b>194,828</b>	108,125
Other	<b>6,784</b>	106,284
	<b>75,100,611</b>	54,866,134

**29. OTHER CURRENT FINANCIAL LIABILITIES**

As at 31 December 2021 and 2020, other current financial liabilities comprised:

<i>In thousands of tenge</i>	<b>2021</b>	<b>2020</b>
Payable to employees	<b>19,363,782</b>	18,724,559
Dividends payable (Note 22)	<b>17,573</b>	17,577
Trademark payment obligation	<b>-</b>	1,861,290
Other	<b>570,730</b>	554,274
	<b>19,952,085</b>	21,157,700

As at 31 December 2021 and 2020, other current financial liabilities were not interest bearing and the balances were mainly denominated in tenge.

As at 31 December 2020, trademark payment obligation in the amount of KZT 1,861,290 thousand was represented by the liability of the Group to pay royalty for the usage of Tele2 trademark.

**30. CURRENT CONTRACT LIABILITIES**

As at 31 December 2021 and 2020, current contract liabilities comprised:

<i>In thousands of tenge</i>	<b>2021</b>	<b>2020</b>
Advances received	<b>19,697,210</b>	16,613,199
Contract liabilities from operators	<b>1,674,654</b>	1,382,292
Contract liabilities for connection of subscribers	<b>312,099</b>	365,438
Other contract liabilities	<b>82,586</b>	83,758
Other	<b>114,110</b>	144,830
	<b>21,880,659</b>	18,589,517

Advances received represents the prepayment for the services of the Group like telecommunications services, internet services, IP-TV by customers. The customers can be divided to three major groups: individuals, private firms and legal firms under government sector.

**NOTES TO THE CONSOLIDATED FINANCIAL STATEMENTS (continued)****31. OTHER CURRENT NON-FINANCIAL LIABILITIES**

As at 31 December 2021 and 2020, other current non-financial liabilities comprised:

<i>In thousands of tenge</i>	<b>2021</b>	<b>2020</b>
<b>Provisions</b>		
Tax provisions	<b>3,842,611</b>	1,616,063
Legal claims on contractual obligation and penalties	<b>3,684,675</b>	4,385,679
Asset retirement obligation ( <i>Note 27</i> )	<b>2,868,319</b>	553,618
	<b>10,395,605</b>	6,555,360
<b>Other non-financial liabilities</b>		
Taxes payable other than income tax	<b>2,745,141</b>	2,091,070
Payable to pension funds	<b>712,895</b>	604,275
Other	<b>425,390</b>	806,629
	<b>3,883,426</b>	3,501,974
	<b>14,279,031</b>	10,057,334

Movements in tax provisions for the years ended 31 December 2021 and 2020 were as follows:

<i>In thousands of tenge</i>	<b>2021</b>	<b>2020</b>
<b>Provision as at 1 January</b>	<b>1,616,063</b>	1,679,431
Accrual of provisions for tax risks	<b>2,226,548</b>	620,533
Reversal of fines and penalties provision	<b>-</b>	(683,901)
<b>Provision as at 31 December</b>	<b>3,842,611</b>	1,616,063

Movements in provisions for legal claims on contractual obligation and penalties for the years ended 31 December 2021 and 2020 were as follows:

<i>In thousands of tenge</i>	<b>2021</b>	<b>2020</b>
<b>Provision as at 1 January</b>	<b>4,385,679</b>	-
Accrual of provisions for legal claims	<b>-</b>	4,385,679
Reversal of fines and penalties provision	<b>(682,820)</b>	-
Reversal of other provision	<b>(18,184)</b>	-
<b>Provision as at 31 December</b>	<b>3,684,675</b>	4,385,679

During 2021, the Group accrued tax provision for KZT 2,226,548 thousand, KZT 1,055,681 thousand of which relates to conducted tax review by representatives of the State Revenue Committee of the Ministry of Finance of the Republic of Kazakhstan (*Note 48*) and KZT 1,170,867 thousand relates to conducted tax review performed by independent tax specialists.

In 2020 the Group accrued certain amount of provision related to legal claims on contractual obligation and fines and penalties that Management considers as probable in the amount of KZT 3,684,675 thousand tenge and KZT 701,004 thousand, respectively (*Note 48*).

Portion of provision of fines and penalties in the amount of KZT 682,820 thousand was reversed in 2021 due to finalization of custom audit (*Note 48*).

**32. GOVERNMENT GRANTS**

As at 31 December 2021 and 2020, government grants comprised:

<i>In thousands of tenge</i>	<b>2021</b>	<b>2020</b>
<b>Government grants as at 1 January</b>	<b>-</b>	-
Received during the period	<b>25,083,510</b>	-
Released to the statement of profit or loss	<b>(6,285,022)</b>	-
<b>Government grants as at 31 December</b>	<b>18,798,488</b>	-
Current portion	<b>4,202,083</b>	-
Non-current portion	<b>14,596,405</b>	-

**NOTES TO THE CONSOLIDATED FINANCIAL STATEMENTS (continued)****32. GOVERNMENT GRANTS (continued)**

In 2021 the Government approved the changes to the Rules for the assignment of frequency bands, radio frequencies, operation of radio-electronic means and high-frequency devices (“the Rules”), based on which the Group is eligible for government grants in form of 90% reduction in the annual fee for use of radio frequencies from 1 January 2020 till 1 January 2025. The government grants are subject to conditions, namely financing of the projects related to broadband internet in rural and urban areas. If the financing of the projects related to broadband internet is lower than the amount of the tax incentive received, the Group should pay the annual fee equal for use of radio frequencies to the amount of unfulfilled obligations to the authorities.

The funds released as a result of reduction in the annual fee for use of radio frequencies for 2020 and 2021 in the amount of KZT 11,512,079 thousand and KZT 13,571,431 thousand, respectively, were used by the Group for the purchase and construction of certain items of property and equipment (mainly base stations). Government grants related to assets are recognized as deferred income that is recognised in profit or loss on a systematic basis over the useful life of the asset. As of 31 December 2021 the balance of deferred income recognized was equal to KZT 18,798,488 thousand, and part of the government grants released to the profit and loss over the period necessary to match the related depreciation charges equal to KZT 6,285,022 thousand.

As of 31 December 2021 there are no unfulfilled conditions or contingencies attached to these grants.

**33. REVENUE FROM CONTRACTS WITH CUSTOMERS**

Revenue from contracts with customer for the years ended 31 December comprised:

<i>In thousands of tenge</i>	<b>For the year ended 31 December 2021</b>			
	<b>Fixed line</b>	<b>Mobile connection</b>	<b>Other</b>	<b>Total</b>
Data transfer services	123,740,238	160,025,192	14,013	283,779,443
Rendering of fixed line and wireless phone services	36,408,258	127,891,407	–	164,299,665
Sale of equipment and mobile devices	6,744	37,999,601	–	38,006,345
Interconnect	15,856,166	13,318,623	–	29,174,789
Rent of channels	3,009,668	–	–	3,009,668
Other	53,557,159	8,514,327	1,153,824	63,225,310
	<b>232,578,233</b>	<b>347,749,150</b>	<b>1,167,837</b>	<b>581,495,220</b>
Services transferred over time	232,571,489	309,749,549	1,167,837	543,488,875
Goods transferred at a point of time	6,744	37,999,601	–	38,006,345
	<b>232,578,233</b>	<b>347,749,150</b>	<b>1,167,837</b>	<b>581,495,220</b>
B2C*	122,030,130	294,464,846	992,996	417,487,972
B2B**	39,135,832	27,859,795	174,841	67,170,468
B2O***	18,449,109	25,173,331	–	43,622,440
B2G****	52,963,162	251,178	–	53,214,340
	<b>232,578,233</b>	<b>347,749,150</b>	<b>1,167,837</b>	<b>581,495,220</b>



**NOTES TO THE CONSOLIDATED FINANCIAL STATEMENTS (continued)****33. REVENUE FROM CONTRACTS WITH CUSTOMERS (continued)**

<i>In thousands of tenge</i>	For the year ended 31 December 2020			
	Fixed line	Mobile connection	Other	Total
Data transfer services	112,334,456	145,691,466	14,146	258,040,068
Rendering of fixed line and wireless phone services	38,705,399	112,547,108	-	151,252,507
Interconnect	10,909	34,411,607	-	34,422,516
Sale of equipment and mobile devices	15,116,577	10,863,509	-	25,980,086
Rent of channels	3,034,972	-	-	3,034,972
Other	40,057,071	7,410,990	718,488	48,186,549
	<b>209,259,384</b>	<b>310,924,680</b>	<b>732,634</b>	<b>520,916,698</b>
Services transferred over time	209,248,475	276,513,073	732,634	486,494,182
Goods transferred at a point of time	10,909	34,411,607	-	34,422,516
	<b>209,259,384</b>	<b>310,924,680</b>	<b>732,634</b>	<b>520,916,698</b>
B2C*	111,959,505	260,667,094	-	372,626,599
B2B**	36,633,762	28,258,893	732,634	65,625,289
B2O***	17,383,629	20,754,915	-	38,138,544
B2G****	43,282,488	1,243,778	-	44,526,266
	<b>209,259,384</b>	<b>310,924,680</b>	<b>732,634</b>	<b>520,916,698</b>

\* B2C (Business-to-Consumer) – services rendered to private end consumers (individuals).

\*\* B2B (Business to Business) – services rendered to the corporate sector, including large enterprises and SMEs.

\*\*\* B2O (Business-to-Operator) – services rendered to communication operators.

\*\*\*\* B2G (Business-to-Government) – services rendered to the state sector.

**34. COMPENSATION FOR PROVISION OF UNIVERSAL SERVICES IN RURAL AREAS**

In 2017, the regulatory documents on subsidy were amended. In particular, under the Resolution of the Government of the Republic of Kazakhstan No. 238 dated 2 May 2017, new tender rules for the identification of universal services operators were approved, including the calculation of the subsidy rates and the procedure for the authorised body to assign the obligation to provide universal services to telecom operators, requirements for telecoms operators to provide universal communications services, a list of universal communications services and the recognition of certain decisions which have lost their force, of the Government of the Republic of Kazakhstan.

The tender for the identification of universal services operator was conducted in February 2021 and based on the results of the tender Kazakhtelecom JSC was selected as the universal services operator. As at 31 December 2021 there were no unfulfilled conditions or contingencies attached to these subsidies.

The compensation received for the year ended 31 December 2021 was equal to KZT 6,412,945 thousand (2020: KZT 6,413,527 thousand).

**NOTES TO THE CONSOLIDATED FINANCIAL STATEMENTS (continued)****35. COST OF SALES**

Cost of sales for the years ended 31 December comprised:

<i>In thousands of tenge</i>	<b>2021</b>	<b>2020</b>
Depreciation and amortization	<b>111,995,228</b>	105,590,510
Personnel costs (Note 38)	<b>86,709,615</b>	80,316,588
Cost of SIM-card, scratch card and handsets	<b>34,511,790</b>	30,435,527
Interconnect	<b>30,002,086</b>	29,802,995
Repair and maintenance	<b>22,657,762</b>	20,824,147
Fees for radiofrequencies use	<b>17,032,520</b>	14,453,143
Electricity	<b>10,367,857</b>	8,481,407
Rent of channels	<b>9,576,912</b>	10,233,175
Fee to provide telecom services	<b>7,937,629</b>	7,146,145
Content	<b>6,544,992</b>	4,466,583
Inventories	<b>5,946,359</b>	6,086,681
Fees for the usage of license software	<b>3,545,055</b>	2,798,041
Security and safety	<b>3,296,045</b>	3,285,881
Utilities	<b>2,602,614</b>	2,336,516
Labelling costs	<b>1,874,790</b>	426,815
Business trip expenses	<b>1,290,262</b>	1,004,466
Short-term leases and leases of low-value assets (Note 24)	<b>1,007,372</b>	611,299
Emergency expenses	<b>1,003,104</b>	1,337,089
Insurance	<b>961,921</b>	747,157
Costs of hiring consultants	<b>924,271</b>	62,768
Network sharing agreement	<b>814,643</b>	720,119
Satellite communication services	<b>799,349</b>	814,243
Other	<b>6,600,431</b>	4,988,986
	<b>368,002,607</b>	336,970,281

**36. GENERAL AND ADMINISTRATIVE EXPENSES**

General and administrative expenses for the years ended 31 December comprised:

<i>In thousands of tenge</i>	<b>2021</b>	<b>2020</b>
Personnel costs (Note 38)	<b>20,933,606</b>	19,914,268
Taxes other than corporate income tax	<b>7,444,303</b>	4,501,801
Depreciation and amortization	<b>5,848,923</b>	4,773,750
Consulting services	<b>5,808,933</b>	2,240,647
Personnel outsources expenses	<b>832,488</b>	-
Repair and maintenance expenses	<b>747,285</b>	525,946
Social activities	<b>642,660</b>	365,396
Business trips	<b>593,516</b>	286,401
Write-down of inventories to net realizable value (Note 15)	<b>521,450</b>	1,199,617
Trainings	<b>430,248</b>	289,410
Inventories	<b>361,277</b>	470,726
Collectors services	<b>284,271</b>	360,849
Short-term lease expenses (Note 24)	<b>241,174</b>	78,946
Bank fees	<b>230,099</b>	229,113
Insurance	<b>220,943</b>	225,138
Security and safety	<b>148,762</b>	107,468
Other	<b>3,632,167</b>	3,773,880
	<b>48,922,105</b>	39,343,356

**NOTES TO THE CONSOLIDATED FINANCIAL STATEMENTS (continued)****37. SELLING EXPENSES**

Selling expenses for the years ended 31 December comprised:

<i>In thousands of tenge</i>	2021	2020
Marketing and advertising	8,959,743	6,880,692
Amortization of cost to obtain a contract	3,568,740	4,599,413
Other	1,152,757	1,310,067
	<b>13,681,240</b>	<b>12,790,172</b>

**38. PERSONNEL EXPENSES**

Personnel expenses for the years ended 31 December comprised:

<i>In thousands of tenge</i>	2021	2020
Payroll	96,389,163	89,707,975
Payroll related taxes	9,309,024	8,657,387
Employee benefits (Note 25)	1,945,034	1,865,494
	<b>107,643,221</b>	<b>100,230,856</b>

Personnel expenses for the years ended 31 December were allocated as follows:

<i>In thousands of tenge</i>	2021	2020
Cost of sales (Note 35)	86,709,615	80,316,588
General and administrative expenses (Note 36)	20,933,606	19,914,268
	<b>107,643,221</b>	<b>100,230,856</b>

**39. (FINANCE COSTS) / FINANCE INCOME**

Finance costs and finance income for the years ended 31 December comprised:

<i>In thousands of tenge</i>	2021	2020
<b>Finance costs</b>		
Interest expense on loans (Note 47)	(36,617,616)	(42,165,267)
Interest expense on lease liabilities (Note 24)	(7,469,004)	(8,254,779)
Discounting of other non-current financial assets	(1,356,558)	(18,251)
Unwinding of discount (provision for asset retirement obligation) (Note 27)	(597,758)	(518,865)
Discounting of long-term loans to employees	(110,649)	(259,241)
Interest on debt component of preferred shares (Note 22)	(89,636)	(89,636)
Other costs	(195,252)	(143,023)
	<b>(46,436,473)</b>	<b>(51,449,062)</b>
<b>Finance income</b>		
Interest income on deposits	2,672,065	1,320,422
Interest income on financial assets at amortised cost	1,058,200	1,064,616
Interest income on cash balances	910,686	771,777
Unwinding of discount on long-term loans to employees	818,676	918,945
Unwinding of discount on long-term accounts receivable	162,137	182,403
Recognition of discount on long-term loans	-	147,554
Other income	221,220	114,583
	<b>5,842,984</b>	<b>4,520,300</b>

**40. NET FOREIGN EXCHANGE GAIN**

On 20 August 2015, the National Bank and the Government of the Republic of Kazakhstan announced the transition to “free floating exchange rate of tenge” and cancelation of the currency corridor. As a result, Kazakhstani tenge significantly devalued against US dollar and other major currencies approximately by 90%. Subsequently, the exchange rate of tenge to US dollar significantly fluctuated in accordance with the market conditions. During 2021, the exchange rate increased by 3.06% from 413.36 KZT per US Dollar to 426.03 KZT per US Dollar (during 2020, the exchange rate increased by 15% from 382.87 KZT per US Dollar to 413.36 KZT per US Dollar. Net foreign exchange gain for the year ended 31 December 2021 was KZT 2,259,417 thousand (net foreign exchange gain for the year ended 31 December 2020 was KZT 4,161,428 thousand).

**NOTES TO THE CONSOLIDATED FINANCIAL STATEMENTS (continued)****41. INCOME FROM COMPENSATION FROM TELIA AND TURKCELL**

On 20 May 2021, Kazakhtelecom JSC, Telia Company A. B. and Turkcell İletişim Hizmetleri A. Ş. settled out of court within the framework of arbitration proceedings initiated by Kazakhtelecom JSC in 2019 at the London Court of International Arbitration on claims related to violation of certain guarantees contained in the Contract for the Purchase of Shares of Kcell JSC dated 12 December 2018.

At the conclusion of negotiations, Telia Company A. B. and Turkcell İletişim Hizmetleri A.Ş. committed to repay compensation to Kazakhtelecom JSC in the amount of USD 22,000 thousand, equivalent to KZT 9,386,963 thousand. In May 2021, the Group received amount of compensation in full.

**42. OTHER OPERATING INCOME/(EXPENSES)**

Other operating income and expenses for the years ended 31 December comprised:

<i>In thousands of tenge</i>	<b>2021</b>	<b>2020</b>
<b>Other operating income</b>		
Rental income	<b>1,645,395</b>	1,696,194
Fines and penalties	<b>378,858</b>	760,473
Income from liabilities write-off	<b>266,905</b>	250,519
Reimbursement of utilities expenses	<b>141,975</b>	150,898
Services for the provision of secure communication channels	<b>115,308</b>	311,964
Other	<b>1,701,146</b>	1,106,647
	<b>4,249,587</b>	4,276,695
<b>Other operating expenses</b>		
Utilities expenses	<b>(495,641)</b>	(497,671)
Rental expenses	<b>(10,369)</b>	(10,954)
Other	<b>(492,527)</b>	(169,485)
	<b>(998,537)</b>	(678,110)

Rental income mainly represents rent of spaces used for the installation of technological equipment by third parties.

**43. INCOME TAX EXPENSES**

Income tax expenses for the years ended 31 December comprised:

<i>In thousands of tenge</i>	<b>2021</b>	<b>2020</b>
Current corporate income tax expenses	<b>34,351,930</b>	27,986,492
Adjustments in respect of income tax of previous year	<b>(1,136,840)</b>	71,202
Deferred income tax benefit	<b>(1,928,453)</b>	(6,395,722)
	<b>31,286,637</b>	21,661,972

The Group and its subsidiaries except for KT-IX LLC are subject to taxation in the Republic of Kazakhstan. KT-IX LLC is subject to taxation in the Russian Federation.

Tax rate for the Group and subsidiaries except for subsidiaries stated above was 20% in 2021 and 2020.

A reconciliation of income tax expenses applicable to profit before taxation at the statutory rate of 20% (2020: 20%), with the current corporate income tax expenses for the years ended 31 December is out below:

<i>In thousands of tenge</i>	<b>2021</b>	<b>2020</b>
<b>Profit before taxation</b>	<b>128,730,423</b>	86,925,001
<b>Income tax at statutory income tax rate of 20%</b>	<b>25,746,085</b>	17,385,000
Adjustments in respect of deferred income tax of previous year	<b>2,110,967</b>	328,000
Changes in unrecognized tax loss carry forward	<b>1,530,000</b>	-
Impairment of non-financial assets	<b>1,200,392</b>	1,218,047
Tax provision expenses	<b>445,310</b>	-
Reimbursement of expenses related to IPO	<b>262,082</b>	-
Non-deductible expenses related to employee benefits obligations	<b>243,710</b>	218,297
Share in profit of associates	<b>(102,473)</b>	(46,935)
Recognition of tax loss carry forward	<b>(192,000)</b>	-
Adjustments in respect of income tax of previous year	<b>(1,136,840)</b>	71,202
Legal disputes expenses	<b>-</b>	877,136
Non-deductible expenses	<b>1,179,404</b>	1,611,225
<b>Total income tax expenses</b>	<b>31,286,637</b>	21,661,972

**NOTES TO THE CONSOLIDATED FINANCIAL STATEMENTS (continued)****43. INCOME TAX EXPENSES (continued)**

As at 31 December 2021, deferred taxes calculated by applying the official tax rates effective at the reporting date to the temporary differences between the tax bases of assets and liabilities and the amounts recognized in the consolidated financial statements included the following items:

	Consolidated statement of financial position		Consolidated statement of comprehensive income		As part of other comprehensive loss	
	31 December 2021	31 December 2020	2021	2020	2021	2020
<i>In thousands of tenge</i>						
<b>Deferred tax assets</b>						
Property and equipment	6,976,577	12,170,519	(5,193,942)	356,890	-	-
Deferred services	5,088,426	4,520,418	568,008	3,869,541	-	-
Government grants	3,759,698	-	3,759,698	-	-	-
Reserves on employee bonuses	2,488,757	2,460,521	28,236	320,445	-	-
Asset retirement obligation reserves	2,056,865	1,663,002	393,863	218,785	-	-
Tax loss carry forward	1,887,152	1,684,616	202,536	306,891	-	-
Employee benefit obligations	1,551,305	1,330,675	747,866	(9,282)	(527,236)	81,657
Lease liabilities	1,185,390	864,188	321,202	205,213	-	-
Accrued provisions for unused vacations	834,007	753,244	80,763	152,204	-	-
Allowance for expected credit losses	528,638	627,375	(98,737)	80,006	-	-
Intangible assets	258,912	181,306	77,606	45,052	-	-
Trademark payment obligation	-	372,258	(372,258)	(264,392)	-	-
Other	1,120,466	1,196,643	(76,177)	(3,018,372)	-	-
Less: unrecognized tax assets	(1,530,000)	-	(1,530,000)	-	-	-
Less: deferred tax assets less deferred tax liabilities	(25,546,023)	(25,844,094)	298,071	(2,182,368)	-	-
<b>Deferred tax assets</b>	<b>660,170</b>	<b>1,980,671</b>	<b>(793,265)</b>	<b>80,613</b>	<b>(527,236)</b>	<b>81,657</b>
<b>Deferred tax liabilities</b>						
Property and equipment	29,929,543	30,691,836	(762,293)	(1,817,448)	-	-
Intangible assets	29,706,769	32,259,165	(2,552,396)	(2,552,297)	-	-
Other	481,293	186,393	455,095	237,004	-	-
Less: deferred tax assets less deferred tax liabilities	(25,546,023)	(25,844,094)	137,876	(2,182,368)	-	-
<b>Deferred tax liabilities</b>	<b>34,571,582</b>	<b>37,293,300</b>	<b>(2,721,718)</b>	<b>(6,315,109)</b>	<b>-</b>	<b>-</b>
<b>Deferred income tax benefit</b>	<b>-</b>	<b>-</b>	<b>1,928,453</b>	<b>6,395,722</b>	<b>(527,236)</b>	<b>81,657</b>

**NOTES TO THE CONSOLIDATED FINANCIAL STATEMENTS (continued)****43. INCOME TAX EXPENSES (continued)**

Deferred tax assets and liabilities are presented in the consolidated statement of financial position as follows:

<i>In thousands of tenge</i>	<b>2021</b>	2020
Deferred tax assets	<b>660,170</b>	1,980,671
Deferred tax liabilities	<b>(34,571,582)</b>	(37,293,300)
<b>Net deferred tax liabilities</b>	<b>(33,911,412)</b>	(35,312,629)

<i>In thousands of tenge</i>	<b>2021</b>	2020
<b>Reconciliation of deferred tax liabilities, net</b>		
<b>Balance at 1 January</b>	<b>(35,312,629)</b>	(41,790,008)
Income tax benefit for the reporting period – origination and recovery of temporary differences	<b>1,928,453</b>	6,395,722
Less: deferred tax recognised within other comprehensive loss	<b>(527,236)</b>	81,657
<b>Balance at 31 December</b>	<b>(33,911,412)</b>	(35,312,629)

The Group performs offsetting of tax assets and liabilities only if a legally enforceable right exists to set off current tax assets against current tax liabilities and deferred tax assets and deferred tax liabilities relating to income tax collected by the same taxation authority.

A deferred tax asset is recognised only to the extent that it is probable that future taxable profits will be available against which the asset can be utilised. In accordance with legislation of the Republic of Kazakhstan, tax losses may be deferred for 10 (ten) years from the date of their origination and will expire in 2029. Deferred tax assets are reduced to the extent that it is no longer probable that the related tax benefit will be realised. During year ended 31 December 2021 the Group derecognised deferred tax assets related to tax loss carried forward in the amount of KZT 1,530,000 thousand.

As at 31 December 2021, the aggregate amount of temporary differences associated with investments in subsidiaries for which deferred tax liabilities have not been recognised was equal to KZT 13,713,293 thousand (as at 31 December 2020: KZT 23,297,788 thousand). The Group is able to control the timing of the reversal of those temporary differences and does not expect to reverse them in the foreseeable future.

**44. DISPOSAL GROUP****KT Cloud Lab LLP**

On 17 June 2021, the Group concluded an agreement on sale of KT Cloud Lab LLP. At 31 December 2020, assets and liabilities of KT Cloud Lab LLP were classified as an assets held for sale and liabilities directly associated with the assets held for sale and were equal to KZT 18,872,008 thousand and KZT 895,217 thousand.

In accordance with the agreement, payments shall be made in 3 tranches (the first tranche in the amount of 30% of the purchase price within 30 days after agreement signing date, the second tranche in the amount of 35% of the purchase price within 12 months after signing date and the third tranche in the amount of 35% of the purchase price within 24 months after signing date).

On 14 July 2021, the buyer made the first tranche under the purchase agreement in the amount of 30% of the purchase price. The buyer's intention to exercise his right to early repurchase the remaining stake in KT Cloud Lab LLP allowed the Group to recognize the disposal of KT Cloud Lab LLP from the moment of receipt of the first tranche and to recognize the payment arrears from the winner of the tender in full.

On 20 October 2021, the buyer repaid the remaining part of the purchase price ahead of the repayment schedule.

**NOTES TO THE CONSOLIDATED FINANCIAL STATEMENTS (continued)****44. DISPOSAL GROUP (continued)****KT Cloud Lab LLP (continued)**

Net assets of KT Cloud Lab LL are presented as follows:

<i>In thousands of tenge</i>	<b>The date of disposal</b>	31 December 2020
<b>Assets</b>		
Property and equipment	<b>525,792</b>	524,616
Intangible assets	<b>483,934</b>	483,934
Other non-current financial assets	<b>77,431</b>	78,504
Inventories	<b>8,546</b>	14,485
Trade receivables	<b>916,395</b>	277,519
Other current non-financial assets	<b>22,958</b>	43,130
Other current financial assets	<b>164,340</b>	165,422
Advanced paid	<b>15,819</b>	3,764
Cash and cash equivalents	<b>447,868</b>	280,634
<b>Assets held for sale</b>	<b>2,663,083</b>	1,872,008
<b>Liabilities</b>		
Deferred tax liabilities	<b>11,099</b>	11,099
Trade payables	<b>146,423</b>	227,904
Other current financial liabilities	<b>199,715</b>	235,884
Contract liabilities	<b>63</b>	136
Other current non-financial liabilities	<b>444,965</b>	420,194
<b>Liabilities directly associated with the assets held for sale</b>	<b>802,265</b>	895,217
<b>Net assets directly associated with the disposal group</b>	<b>1,860,818</b>	976,791

During 2021, the Group has recognized loss from disposal of the subsidiary in the consolidated statement of comprehensive income for KZT 425,818 thousand.

Following is a schedule of consideration received from the disposal of KT Cloud Lab LLP:

<i>In thousands of tenge</i>	<b>2021</b>
Cash consideration received	1,435,000
Less: cash disposed	(447,868)
<b>Total cash consideration received</b>	<b>987,132</b>

**45. NON-CASH TRANSACTIONS**

The following significant non-cash transactions have been excluded from the consolidated statement of cash flows:

In 2021 the Group received government grants in the total amount of KZT 25,083,510 thousand represented by 90% reduction in the annual fee for use of radio frequencies.

In 2021, the Group paid an amount of KZT 34,791,317 thousand for property and equipment purchased in prior year (2020: KZT 32,009,038 thousand). Property and equipment in the amount of KZT 46,945,570 thousand was purchased in 2021 but not paid as at 31 December 2021 (2020: KZT 34,791,217 thousand).

In 2021, the Group withhold from the salary of employees the amount of previously issued loans for KZT 1,632,947 thousand (2020: KZT 1,894,649 thousand).

During 2021, the Group performed offsetting of dividends payables against other receivables in the amount of KZT 1,386,421 thousand.

**46. RELATED PARTY TRANSACTIONS**

The category 'entities under control of the Parent' include entities controlled by the Parent Company. Transactions with such entities are mainly represented by transactions of the Group with NC Kazakhstan Temir Zholy JSC, NC KazMunayGaz JSC, KEGOC JSC, Kazpost JSC. The Group provides telecommunication services to the Parent and entities controlled by the Parent. The category of government-related entities includes different government agencies and ministries.

**NOTES TO THE CONSOLIDATED FINANCIAL STATEMENTS (continued)****46. RELATED PARTY TRANSACTIONS (continued)**

Related party transactions were made on terms, agreed to between the parties, which do not necessarily represent market terms and maybe not accessible to third parties. Outstanding balances at the end of the year are not secured, are short-term, and settlements are made in cash, except as described below.

At 31 December 2021, the Group recognized a provision for expected credit loss in the amount of KZT 99,863 thousand in respect of receivables from related parties.

Sales and purchases with related parties during the years ended 31 December 2021 and 2020 and the balances with related parties at 31 December 2021 and 2020 were as follows:

<i>In thousands of tenge</i>	<b>2021</b>	<b>2020</b>
<b>Sales of goods and services</b>		
Parent	<b>22,762</b>	37,924
Parent-controlled entities	<b>1,972,355</b>	2,462,596
Associate (Qaz Cloud LLP)	<b>1,007,919</b>	826,289
Government-related entities	<b>54,090,034</b>	38,055,152
<b>Purchases of goods and services</b>		
Parent	-	-
Parent-controlled entities	<b>3,841,442</b>	2,277,127
Associate (Qaz Cloud LLP)	<b>1,563,631</b>	701,511
Government-related entities	<b>264,391</b>	244,924
<b>Interest accrued on borrowings and bonds</b>		
Entities under state control (Development Bank of Kazakhstan JSC)	<b>3,401,926</b>	3,749,325
<i>Average interest rate on borrowings</i>	<b>8.09%</b>	8.09%
Parent*	<b>8,625,000</b>	11,332,292
<i>Average interest rate on bonds</i>	<b>11.84%</b>	11.84%

\* *Local bonds of Kazakhtelecom JSC (KTCB.1024 and KTCB2.1024) were purchased by the parent company, Samruk-Kazyna.*

<i>In thousands of tenge</i>	<b>2021</b>	<b>2020</b>
<b>Cash and cash equivalents</b>		
Entities under state control (Development Bank of Kazakhstan JSC)	<b>229</b>	50
<b>Borrowings and bonds (Note 23)</b>		
Entities under state control (Development Bank of Kazakhstan JSC)	<b>39,650,793</b>	49,414,464
Parent*	<b>77,875,000</b>	77,875,000
<b>Trade receivables</b>		
Parent	<b>1,521</b>	2,760
Parent-controlled entities	<b>378,563</b>	608,395
Associate (Qaz Cloud LLP)	<b>130,273</b>	137,327
Government-related entities	<b>8,970,497</b>	6,019,838
<b>Trade payables</b>		
Parent	<b>59</b>	59
Parent-controlled entities	<b>1,069,641</b>	231,402
Associate (Qaz Cloud LLP)	<b>423,755</b>	134,869
Government-related entities	<b>1,676,754</b>	1,081,231
<b>Other non-current assets</b>		
Long-term loans to key management personnel	<b>11,655</b>	23,573

\* *Local bonds of Kazakhtelecom JSC (KTCB.1024 and KTCB2.1024) were purchased by the parent company, Samruk-Kazyna.*



**NOTES TO THE CONSOLIDATED FINANCIAL STATEMENTS (continued)****46. RELATED PARTY TRANSACTIONS (continued)****Compensation to key management personnel**

For the years ended 31 December 2021 and 2020, the total compensation to key management personnel included in the accompanying consolidated statement of comprehensive income under general and administrative expenses was KZT 3,051,642 thousand and KZT 2,564,537 thousand, respectively. Compensation to key management personnel consists of wages fixed in the employment agreement, as well as remuneration based on the performance for the year.

As disclosed in *Note 34*, the Government of the Republic of Kazakhstan provides the Group with certain compensation for the provision of universal services in rural areas and government grants.

**47. FINANCIAL INSTRUMENTS AND FINANCIAL RISK MANAGEMENT OBJECTIVES AND PRINCIPLES****Impairment losses on financial assets**

Impairment losses on financial assets for the year ended 31 December 2021, comprise accrued/(reversed) allowance for expected credit loss for other non-current financial assets in amount of KZT 110,184 thousand (*Note 13*), trade receivables in amount of KZT 2,971,041 thousand (*Note 16*), other current financial assets in amount of KZT 168,526 thousand (*Note 18*), cash and cash equivalents in amount of KZT 4,830 thousand (*Note 21*) and trade receivables of KT Cloud Lab LLP (before disposal) in amount of KZT 1,782 thousand (2020: trade receivables in amount of KZT 2,159,063 thousand, other current financial assets in amount of KZT 90,887 thousand, cash and cash equivalents in amount of KZT (15,920) thousand and trade receivables of KT Cloud Lab LLP in amount of KZT 4,016 thousand).

**Impairment losses on non-financial assets**

Impairment losses on non-financial assets for the year ended 31 December 2021, comprise accrued/(reversed) allowance for impairment for advances paid for non-current assets for KZT 111,377 thousand (*Note 8*), advances paid for current assets for KZT (19,991) thousand (*Note 17*), impairment of property and equipment for KZT 3,946,812 thousand (*Note 8*) and impairment of intangible assets for KZT 1,963,761 thousand (*Note 9*) (2020: advances paid for non-current assets for KZT 356,318 thousand, advances paid for current assets for KZT (9,017) thousand, impairment of property and equipment for KZT 5,224,067 thousand and impairment of intangible assets for KZT 518,865 thousand).

The Group's principal financial instruments include loans, lease obligations, cash and cash equivalents, bank deposits and accounts receivable and accounts payable, assets under reverse repurchase agreements and financial assets at amortized cost. The main risks associated with the Group's financial instruments include interest rate risk, currency and credit risk. In addition, the Group monitors market risk and liquidity risk associated with all financial instruments.

**Interest rate risk**

Interest rate risk is the risk that the value of a financial instrument will fluctuate due to changes in market interest rates. As at 31 December 2021 and 2020, the Group had no loans or borrowings with floating interest rates and was not subjected to the risk of changes in market interest rates.

**Foreign currency risk**

Currency risk is the risk that the value of a financial instrument will fluctuate due to changes in foreign exchange rates.

As a result of available significant loans and borrowings, accounts payable, cash and cash equivalents and accounts receivable denominated in the US dollars, the Group's consolidated statement of financial position can be affected significantly by movement in the US dollar / tenge exchange rates.

The following table demonstrates the sensitivity to a reasonably possible changes in the exchange rates of US dollar to tenge, with all the variables held constant, of the Group's profit before income tax (due to changes in the fair value of monetary assets and liabilities). There is no impact on the Group's equity.

<i>In thousands of tenge</i>	2021		2020	
	Increase/ (decrease) in exchange rate	Effect on profit before tax	Increase/ (decrease) in exchange rate	Effect on profit before tax
US dollars	13%	12,599,504	14%	10,556,797
	-10%	(9,691,926)	-11%	(8,294,626)

**NOTES TO THE CONSOLIDATED FINANCIAL STATEMENTS (continued)****47. FINANCIAL INSTRUMENTS AND FINANCIAL RISK MANAGEMENT OBJECTIVES AND PRINCIPLES (continued)****Credit risk**

Credit risk is the risk that the Group will incur finance costs because its customers, clients or counterparties failed to discharge their contractual obligations. The Group is exposed to credit risk associated with its operating activities (primarily with respect to trade receivables) and financial activities, including bank deposits and financial organizations, foreign exchange transactions and other financial instruments.

**Trade receivables and contract assets**

Financial instruments in which the Group's credit risk is concentrated are primarily trade and other receivables. The credit risk associated with these assets is limited due to the large number of the Group's customers and the continuous monitoring procedures for customers and other debtors.

An impairment analysis is performed at each reporting date using a provision matrix to measure expected credit losses. The provision rates are based on days past due for groupings of various customer segments with similar loss patterns (i.e., by geographical region, product type, customer type and rating, and coverage by letters of credit or other forms of credit insurance). The calculation reflects the probability-weighted outcome, the time value of money and reasonable and supportable information that is available at the reporting date about past events, current conditions and forecasts of future economic conditions. Generally, trade receivables are written-off if past due for more than one year and are not subject to enforcement activity. The maximum exposure to credit risk at the reporting date is the carrying value of each class of financial assets disclosed in *Notes 13, 16, 18 and 19*.

**Financial instruments and cash deposits**

In accordance with the financial policy, the Group places free cash in several of the largest Kazakhstani banks (with the highest credit ratings). To manage the credit risk associated with the placement of free cash in banks, the Group's management periodically conducts procedures for assessing the solvency of banks. To facilitate such an assessment, deposits are primarily placed in banks, where the Group already has comparable credit obligations, a current checking account and can easily monitor the activities of such banks.

<i>In thousands of tenge</i>	Rating 2021	Rating 2020	Cash balance		Balance on deposit accounts	
			2021	2020	2021	2020
Halyk Bank Kazakhstan JSC	<b>BB+/stable/BBB-, kzAA</b>	BB/stable/BB, kzA+	<b>74,754,897</b>	78,477,311	<b>34,752,026</b>	1,542,952
First Heartland Jýsan Bank JSC	<b>B/stable, kzBB+</b>	B/negative, kzBB+	<b>19,657,548</b>	291	<b>11,000,000</b>	-
Credit Suisse (Schweiz) AG	<b>A+</b>	A+	<b>1,838,596</b>	1,056,758	-	-
Altyn Bank JSC	<b>BBB-/stable, kzAA+</b>	BBB-/stable, kzAA+	<b>772,040</b>	1,299,966	<b>20,000,400</b>	8,781,410
Sberbank PAO	<b>Baa3/stable</b>	Baa3/stable	<b>188,971</b>	181,893	-	-
Citibank Kazakhstan JSC	<b>A+/stable/ A+</b>	A+/stable/ A+	<b>174,505</b>	2,887,111	<b>1,040</b>	658
Kaspi Bank JSC	<b>BB-/positive, kzA</b>	BB-/stable, kzA	<b>65,733</b>	145,276	-	-
Bank CenterCredit JSC	<b>B/stable, kzBBB-</b>	B/stable, kzBB+	<b>51,091</b>	302	-	-
Sberbank JSC	<b>BBB-/stable, kzAA+</b>	BBB-/stable, kzAA+	<b>44,131</b>	7,917	<b>3,793,910</b>	-
Bank of China in Kazakhstan JSC	<b>BBB+/stable, kzAAA</b>	BBB +/stable, kzAAA	<b>465</b>	393	-	-
Development Bank of Kazakhstan JSC	<b>BBB-/stable/BBB, kzAAA</b>	BB+/stable/B, kzAA+	<b>229</b>	50	-	-
VTB Bank (Kazakhstan)	<b>BB+/stable, kzAA</b>	BB+/stable, kzAA	<b>103</b>	61	-	-
Alfa Bank JSC	<b>BB/stable/BB-, kzA+</b>	BB-/stable/BB-, kzBBB+	<b>64</b>	85	-	-
Forte Bank JSC	<b>B+/positive/B+, kzBBB+</b>	B/stable/B+, kzBBB	-	70	-	-
ATF Bank JSC	<b>B/stable/B, kzBB+</b>	B-/stable/B-, kzBB-	-	26	-	-
<b>Total</b>			<b>97,548,373</b>	84,057,510	<b>69,547,376</b>	10,325,020

**Liquidity risk**

Liquidity risk is the risk that the Group will be unable to meet its payment obligations when they fall due under normal and stress circumstances.

The Group monitors its risk of a shortage of funds using a liquidity planning tool. This tool considers the maturity of both its financial investments and financial assets (e.g. accounts receivables, other financial assets) and projected cash flows from operations.

**NOTES TO THE CONSOLIDATED FINANCIAL STATEMENTS (continued)****47. FINANCIAL INSTRUMENTS AND FINANCIAL RISK MANAGEMENT OBJECTIVES AND PRINCIPLES (continued)****Liquidity risk (continued)**

The Group's objective is to maintain a balance between continuity of funding and flexibility through the use of borrowings and leases. The Group's policy is that not more than 30% of borrowings and leases should mature in the next 12 month period. Approximately 13% of the Group's debt will mature in less than one year at 31 December 2021 (31 December 2020: 15%) based on the carrying amount of borrowings and leases reflected in the consolidated financial statements.

The table below summarises the maturity profile of the Group's financial liabilities based on contractual undiscounted payments.

<i>In thousands of tenge</i>	<b>On demand</b>	<b>1 to 3 months</b>	<b>3 months to 1 year</b>	<b>From 1 to 5 years</b>	<b>More than 5 years</b>	<b>Total</b>
<b>At 31 December 2021</b>						
Borrowings	-	9,820,160	57,049,596	314,513,423	17,348,143	398,731,322
Lease liabilities	-	4,986,740	14,145,911	49,582,402	13,021,976	81,737,029
Trade payables	57,253,546	7,437,264	10,409,801	-	-	75,100,611
Other financial liabilities	-	19,952,085	-	707	-	19,952,792
	<b>57,253,546</b>	<b>42,196,249</b>	<b>81,605,308</b>	<b>364,096,532</b>	<b>30,370,119</b>	<b>575,521,754</b>
<b>At 31 December 2020</b>						
Borrowings	-	33,244,905	36,815,685	296,497,461	110,334,560	476,892,611
Lease liabilities	-	5,505,016	15,572,341	45,380,417	6,948,821	73,406,595
Trade payables	41,827,632	5,433,430	7,605,072	-	-	54,866,134
Other financial liabilities	-	19,296,410	1,861,290	1,001	-	21,158,701
	<b>41,827,632</b>	<b>63,479,761</b>	<b>61,854,388</b>	<b>341,878,879</b>	<b>117,283,381</b>	<b>626,324,041</b>

**Cash flow risk**

Cash flow risk is the risk that future cash flows associated with a monetary financial instrument will fluctuate in amount.

Cash flows requirements are monitored on a regular basis and management provides for availability of sufficient funds required to fulfil any liabilities when they arise. The management of the Group believes that any possible fluctuations of future cash flows associated with a monetary financial instrument will not have material impact on the Group's operations.

**Capital management**

The primary objective of the Group's capital management is to ensure that it maintains a strong credit rating and healthy capital ratios in order to support its business and maximise shareholder value.

The Group manages its capital structure and makes adjustments to it, in light of changes in economic conditions. To maintain or adjust the capital structure, the Group may adjust the dividend payment to the holders of common shares, return equity to shareholders or issue new shares. No changes were made by the Group in the capital management objectives, policies or processes in 2021 and 2020.

The Group monitors capital using a debt-to-equity ratio, which is net debt divided by total equity. The Group's policy is to keep the ratio not greater than 1.0. The Group includes within net debt interest bearing borrowings and lease liabilities. Equity includes equity attributable to the equity holders of the Group.

The Group's debt-to-equity ratio at the period end was as follows:

<i>In thousands of tenge</i>	<b>31 December 2021</b>	31 December 2020
Interest-bearing loans and borrowings	<b>315,791,308</b>	362,402,074
Lease liabilities	<b>49,151,576</b>	59,110,635
<b>Net debt</b>	<b>364,942,884</b>	421,512,709
Total equity, including non-controlling interests	<b>644,177,366</b>	518,539,997
<b>Debt-equity ratio</b>	<b>0.57</b>	0.81

**NOTES TO THE CONSOLIDATED FINANCIAL STATEMENTS (continued)****47. FINANCIAL INSTRUMENTS AND FINANCIAL RISK MANAGEMENT OBJECTIVES AND PRINCIPLES (continued)****Fair value**

For the purpose of disclosing the fair value, the Group determined classes of assets and liabilities based on characteristics and risks of assets or liabilities and fair value hierarchy level as described above.

The table below presents fair value hierarchy of assets and liabilities of the Group. Disclosure of quantitative information of fair value hierarchy of financial instruments as at 31 December 2021 was as follows:

<i>In thousands of tenge</i>	Date of valuation	Fair value measurement using			Total
		Price quotations on active markets (Level 1)	Significant observable in-puts (Level 2)	Significant unobservable in-puts (Level 3)	
<b>Assets for which fair values are disclosed</b>					
Assets under reverse repurchase agreements	31 December 2021	-	49,999,824	-	49,999,824
Other non-current financial assets	31 December 2021	-	-	6,752,172	6,752,172
Other current financial assets	31 December 2021	-	-	11,592,724	11,592,724
Trade receivables	31 December 2021	-	-	36,873,043	36,873,043
<b>Liabilities for which fair values are disclosed</b>					
Borrowings	31 December 2021	-	-	319,483,880	319,483,880
Other non-current financial liabilities	31 December 2021	-	-	707	707
Other current financial liabilities	31 December 2021	-	-	19,952,085	19,952,085
Trade payables	31 December 2021	-	-	75,100,611	75,100,611

The table below presents fair value hierarchy of assets and liabilities of the Group. Disclosure of quantitative information of fair value hierarchy of financial instruments as at 31 December 2020 was as follows:

<i>In thousands of tenge</i>	Date of valuation	Fair value measurement using			Total
		Price quotations on active markets (Level 1)	Significant observable in-puts (Level 2)	Significant unobservable in-puts (Level 3)	
<b>Assets for which fair values are disclosed</b>					
Financial assets at amortized cost	31 December 2020	18,624,000	-	-	18,624,000
Other non-current financial assets	31 December 2020	-	-	5,139,320	5,139,320
Other current financial assets	31 December 2020	-	-	3,626,074	3,626,074
Trade receivables	31 December 2020	-	-	34,711,705	34,711,705
<b>Liabilities for which fair values are disclosed</b>					
Borrowings	31 December 2020	-	-	361,549,441	361,549,441
Other non-current financial liabilities	31 December 2020	-	-	1,001	1,001
Other current financial liabilities	31 December 2020	-	-	21,157,700	21,157,700
Trade payables	31 December 2020	-	-	54,866,134	54,866,134

**NOTES TO THE CONSOLIDATED FINANCIAL STATEMENTS (continued)****47. FINANCIAL INSTRUMENTS AND FINANCIAL RISK MANAGEMENT OBJECTIVES AND PRINCIPLES (continued)****Fair value (continued)**

Set out below is a comparison by class of the carrying amounts and fair values of the Group's financial assets and liabilities that are not carried at fair value in the consolidated statement of financial position. The table does not include the fair values of non-financial assets and non-financial liabilities.

<i>In thousands of tenge</i>	<b>Carrying amount 2021</b>	<b>Fair value 2021</b>	<b>Unrecognised gain/(loss) 2021</b>	<b>Carrying amount 2020</b>	<b>Fair value 2020</b>	<b>Unrecognised gain/(loss) 2020</b>
<b>Financial assets</b>						
Cash and cash equivalents	<b>167,109,839</b>	<b>167,109,839</b>	-	94,428,532	94,428,532	-
Other non-current financial assets	<b>7,141,361</b>	<b>6,752,172</b>	<b>(389,189)</b>	4,789,179	5,139,320	350,141
Other current financial assets	<b>11,592,724</b>	<b>11,592,724</b>	-	3,626,074	3,626,074	-
Assets under reverse repurchase agreements	<b>49,999,824</b>	<b>49,999,824</b>	-	-	-	-
Financial assets at amortized cost	-	-	-	18,923,399	18,624,000	(299,399)
Trade receivables	<b>36,873,043</b>	<b>36,873,043</b>	-	34,711,705	34,711,705	-
<b>Financial liabilities</b>						
Borrowings	<b>315,791,308</b>	<b>319,483,880</b>	<b>(3,692,572)</b>	362,402,074	361,549,441	852,633
Other non-current financial liabilities	<b>707</b>	<b>707</b>	-	1,001	1,001	-
Other current financial liabilities	<b>19,952,085</b>	<b>19,952,085</b>	-	21,157,700	21,157,700	-
Trade payables	<b>75,100,611</b>	<b>75,100,611</b>	-	54,866,134	54,866,134	-
<b>Total unrecognised change in unrealised fair value</b>			<b>(4,081,761)</b>			<b>903,375</b>

**Valuation techniques and assumptions**

The following describes the methodologies and assumptions used to determine fair values for those financial instruments which are not already recorded at fair value in the financial statements.

*Assets for which fair value approximates carrying value*

For financial assets and financial liabilities that are liquid or having a short term maturity (less than three months) it is assumed that their fair value approximates to the carrying amount. This assumption is also applied to demand deposits and savings accounts without a specific maturity.

*Financial liabilities carried at amortised cost*

The fair value of loans obtained is measured by discounting future cash flows using rates currently existing for outstanding amounts with similar terms, credit risk and maturity.

## NOTES TO THE CONSOLIDATED FINANCIAL STATEMENTS (continued)

## 47. FINANCIAL INSTRUMENTS AND FINANCIAL RISK MANAGEMENT OBJECTIVES AND PRINCIPLES (continued)

## Changes in liabilities arising from financial activities

Changes in liabilities arising from financial activities for 2021 were as follows:

<i>In thousand tenge</i>	1 January 2021	Principal obtained	Additions	Modifica- tions	Cancella- tion of leases	Reclassifi- cation	Repayment of principal	Interest expense (Note 39)	Interest paid	Discount	Other	31 December 2021
Borrowings: long term	316,290,589	62,500,000	-	-	-	(95,283,504)	-	-	-	(1,260,102)	-	282,246,983
Borrowings: short term	46,111,485	-	-	-	-	95,283,504	(107,240,887)	36,617,616	(37,192,373)	-	(35,020)	33,544,325
Lease liabilities: long term	42,461,444	-	4,072,579	1,795,233	(754,362)	(13,764,796)	-	-	-	-	-	33,810,098
Lease liabilities: short term	16,649,191	-	-	-	-	13,764,796	(15,072,509)	7,469,004	(7,469,004)	-	-	15,341,478
<b>Total</b>	<b>421,512,709</b>	<b>62,500,000</b>	<b>4,072,579</b>	<b>1,795,233</b>	<b>(754,362)</b>	<b>-</b>	<b>(122,313,396)</b>	<b>44,086,620</b>	<b>(44,661,377)</b>	<b>(1,260,102)</b>	<b>(35,020)</b>	<b>364,942,884</b>

Changes in liabilities due to financial activities for 2020 were as follows:

<i>In thousand tenge</i>	1 January 2020	Principal obtained	Additions	Modifica- tions	Cancella- tion of leases	Leaseback transac- tions	Reclassifi- cation	Repayment of principal	Interest expense (Note 39)	Interest paid	Discount	Other	31 December 2020
Borrowings: long term	339,138,061	53,307,169	-	-	-	-	(76,007,087)	-	-	-	(147,554)	-	316,290,589
Borrowings: short term	28,477,663	-	-	-	-	-	76,007,087	(58,216,453)	42,165,267	(42,372,282)	-	50,203	46,111,485
Lease liabilities: long term	57,781,449	-	920,142	(137,957)	(281,000)	198,969	(16,020,159)	-	-	-	-	-	42,461,444
Lease liabilities: short term	15,435,140	-	-	-	-	-	16,020,159	(14,806,108)	8,254,779	(8,254,779)	-	-	16,649,191
<b>Total</b>	<b>440,832,313</b>	<b>53,307,169</b>	<b>920,142</b>	<b>(137,957)</b>	<b>(281,000)</b>	<b>198,969</b>	<b>-</b>	<b>(73,022,561)</b>	<b>50,420,046</b>	<b>(50,627,061)</b>	<b>(147,554)</b>	<b>50,203</b>	<b>421,512,709</b>

**NOTES TO THE CONSOLIDATED FINANCIAL STATEMENTS (continued)**

---

**48. COMMITMENTS AND CONTINGENCIES****Operating environment**

In Kazakhstan, economic reforms and the development of the legal, tax and administrative infrastructure that meets the developed markets are still in process. The future stability of the Kazakhstan economy will largely depend on these reforms, as well as on the effectiveness of the Government's actions in the area of economy, financial and monetary policy.

**Coronavirus pandemic and market conditions**

The coronavirus pandemic left its mark on 2020 and continues to have impact in 2021, requiring businesses to limit or suspend operations and implement restrictions. On 1 July 2021, Ministry of Healthcare performed PCR screening and the Delta strain of COVID-19 was found in all regions and cities of Nur-Sultan, Almaty, Shymkent. Thus, on 1 July 2021 chief state sanitary doctor of the Republic of Kazakhstan introduced new decree, which obliges Akims of regions, cities of Almaty, Nur-Sultan, Shymkent, NPP "Atameken" (as agreed), national companies, heads of organizations, individuals and legal entities, regardless of the form of ownership, operating in the territory of the Republic of Kazakhstan to organize preventive vaccinations of employees with the first component by 10 August 2021 and with the second component of the COVID-19 by 1 September 2021 (except for those who have permanent medical contraindications and have recovered from COVID-19 during the last three months). Admission to full-time work of those organizations for unvaccinated employees is limited.

In November 2021 Omicron strain was first reported by World Health Organization (WHO) identified in from South Africa. Omicron multiplies around 70 times faster than previous strains, however less fatal. Omicron first was identified in Kazakhstan in the beginning of January 2022, which lead to average daily COVID-19 cases to 10,000. The Government put additional restrictions to stem the spread of the virus. Currently, only those who have been vaccinated can enter public areas such as shopping malls, entertainment venues, and indoor sports facilities.

The measures taken to contain the virus have adversely affected operations activity and disrupted many businesses resulting in significant economic downturn in the markets. As the outbreak continues to progress and evolve, it is extremely challenging to predict the full extent and duration of its impact on the Group's businesses.

Whilst the Group's business model is more resilient than many others, it is not immune to the challenges. The Group is experiencing a direct impact on roaming revenues from lower international travel and also expect economic pressures to impact customer revenues over time. However, there is significant increases in data volumes and further improvements in loyalty, as customers place greater value on the quality, speed and reliability of the Group's networks.

The Group's investments in the network infrastructure have paid off throughout the pandemic: networks were running stably even under substantially higher loads. The Group fulfilled its responsibility as an employer by introducing comprehensive rules and protective and supportive measures to help employees work from home while continuing to safeguard service for customers in parallel. At sites and in stores, the Group rolled out strict hygiene and safety measures with the support of hygiene experts. Based on information available as at 31 December 2021, the management of the Group believes that there were no impairment indicators of its long-term assets. While it is impossible to quantify the long-term impact of the coronavirus pandemic, the Group expects to see appreciable effects on the economy as a whole, while on the other, the pandemic has given a boost to the digitalization trend, which would contribute strengthen the role of the companies in telecommunications and IT sector, and will give impetus to the development of technologies and communication networks.

**Capital commitments**

The Group generally enters into contracts for the completion of construction projects and purchase of telecommunication equipment. As at 31 December 2021, the Group had contractual obligations in the total amount of KZT 45,138,707 thousand, including VAT (31 December 2020: KZT 33,543,751 thousand, including VAT) mainly related to purchase of telecommunication equipment and construction of telecommunication network.

**License commitments**

Under the terms of certain licenses on the provision of wireless telecom services, the Group has certain obligations in terms of coverage area of its network. The Group is obliged to expand the cellular telecommunication coverage to the regions along the major highways and small-sized towns and urban-type communities of the Republic of Kazakhstan. The Group's management believes that the Group is in compliance with the terms of the licenses.

**NOTES TO THE CONSOLIDATED FINANCIAL STATEMENTS (continued)**

---

**48. COMMITMENTS AND CONTINGENCIES (continued)****Taxation**

Tax legislation and regulatory framework of the Republic of Kazakhstan are subject to constant changes and allow for different interpretations. In addition, management believes that international agreements, under which the Group works with non-residents residing in International Telecommunication Union, and which provide for certain tax exemptions, have a priority over national tax legislation. Instances of inconsistent opinions between local, regional and national tax authorities are not unusual. The current regime of penalties and interest related to reported and discovered violations of Kazakhstan's tax laws are severe. Penalties are generally 50-80% of the taxes additionally assessed and interest is assessed at the refinancing rate established by the National Bank of the Republic of Kazakhstan multiplied by 1.25. As a result, penalties and interest can amount to multiples of any assessed taxes. Fiscal periods remain open to review by the authorities in respect of taxes for five calendar years preceding the year of review.

Because of the uncertainties associated with Kazakhstan's tax system, the ultimate amount of taxes, penalties and interest, if any, may be in excess of the amount expensed to date and accrued at 31 December 2021. Management believes that as at 31 December 2021 its interpretation of the relevant legislation is appropriate and that it is probable that the Group's tax positions will be sustained, except as provided for or otherwise disclosed in these consolidated financial statements.

*Tax risks assessment*

In the beginning of 2020, Kcell performed recalculation of the tax risk provisions recognized by Kcell in previous years. Accordingly, for the year ended 31 December 2020, Kcell recognised reversal of provision on VAT and personal income tax in the amount of KZT 256,782 thousand and KZT 210,827 thousand, respectively. For the year ended 31 December 2020, Kcell recognised income from reversal of the tax and related fines and penalties provision in the amount of KZT 216,327 thousand recognised due to expiration of the limitation period.

Also, for the year ended 31 December 2020 Kcell recognized reserve on CIT expenses in the amount of KZT 174,980 thousand in the consolidated statement of comprehensive income.

*Tax audit for 2012 – 3<sup>rd</sup> quarter 2015*

In July 2017, the Kazakhstan tax authority completed its comprehensive tax audit of Kcell JSC for the period of 2012 – 3<sup>rd</sup> quarter 2015. Based on the results of the tax audit, the tax authority made an accrual of additional taxes and fines and penalties in the total amount of KZT 9,008,002 thousand, of which KZT 5,789,678 thousand is for unpaid taxes and KZT 3,218,324 thousand represents fines and penalties. Kcell JSC did not agree with some results of tax audit and filed an appeal.

In January 2018, Kcell JSC disputed the results of the tax authority in the First Instance Court and the Group's appeal was dismissed. In June 2018, the Court of Appeal reviewed the appeal claim and left the unfavorable ruling of the First Instance Court in force. Although the decision was binding, Kcell JSC reserved the right to further appeal it in the Supreme Court. On 5 November 2018, Kcell JSC filed a petition to the cassation instance of the Supreme Court of the Republic of Kazakhstan. On 5 December 2018, the petition was dismissed by the Supreme Court of the Republic of Kazakhstan.

In February 2019, Kcell JSC appealed to the Supreme Court of the Republic of Kazakhstan. Based on resolution of the Supreme Court of the Republic of Kazakhstan dated 23 July 2019, the appeal of Kcell JSC was partially satisfied. Precisely, First Instance Court's act in the part of concerning following cases was cancelled:

- Additional charge on withholding tax for services provided by non-resident legal entities in the amount of KZT 2,196,555 thousand;
- Additional VAT on software technical support services provided by non-resident legal entities in the amount of KZT 779,916 thousand;
- Related fines and penalties in the amount of KZT 2,839,574 thousand.

For the year ended 31 December 2019, the Group recognised income from reversal of tax and related penalties provision in the amount of KZT 5,816,045 thousand tenge.

For the year ended 31 December 2020, the Group recognised income from reversal of the tax and related fines and penalties provision in the amount of KZT 683,901 thousand recognized due to expiration of the limitation period for tax liabilities.



**NOTES TO THE CONSOLIDATED FINANCIAL STATEMENTS (continued)**

---

**48. COMMITMENTS AND CONTINGENCIES (continued)****Taxation (continued)***Tax Review for the period from 2016 till 2020*

In the period from August 2021 to February 2022, Kazakhtelecom JSC carried out a tax review of historical data for the period from 2016 till 2020 in the format of a tax audit. The review was conducted by representatives of the State Revenue Committee of the Ministry of Finance of the Republic of Kazakhstan, as part of the implementation of the Horizontal Monitoring project, which in the future implies a new type of interaction between the taxpayer and the tax authority for the purposes of control and correctness of tax calculation.

As a result of the review, a register of tax risks was formed in the amount of KZT 2,637,804 thousand, which at the time of preparation of the consolidated financial statements for 2021 is advisory in nature.

The Group believes that it has correctly interpreted the Tax Laws and intends to appeal potential additional charges. However, taking into account the appeal statistics, as well as the controversial situation regarding the taxation of non-residents that is currently taking place in the tax environment, the Group has ranked the tax risk register by degree of probability and decided to create a provision in the amount of KZT 1,055,681 thousand, and disclose as contingent liabilities tax risks in the amount of KZT 1,487,574 thousand (*Note 31*).

The Group agreed with identified tax findings for KZT 94,549 thousand, for which the Company has accrued obligations.

**New Technical Regulations**

Order No. 91 of the Committee of the National Security dated 20 December 2016 on approval of the *Technical Regulations General Requirements to the Telecommunication Equipment in Ensuring Conducting of Operative Search Measures, Collection and Storage of Subscribers' Information* was published on 7 February 2017 and came into force on 8 February 2018. According to the new regulations, there are additional requirements to the telecommunication equipment that include expansion of technical capabilities of equipment to conduct operative search activities, collection and storage of subscribers' information (hereinafter – “ORA”).

As of 31 December 2021 the Group partially implemented modernization and expansion of license and port capacity for the total amount of KZT 4,390,109 thousand. The Group plans to complete expansion in full in 2022 and expect that total amount of capital expenditures in respect to modernization and expansion will be equaled to KZT 7,586,332 thousand.

**Customs inspection**

On 13 September 2019, the Customs Control Department (“CCD”) of Almaty issued an order on initiation of custom audit in relation to Kcell's operation for the period 2014-2019. CCD examines Kcell's tax reporting documents for the purpose of the revealing of violations on incorrect determination of the customs value of goods and its incorrect classification. Custom audit is related to the revealing of violations of customs regulations, incorrect determination of the customs value of goods, and if violations are identified, Kcell may be brought to administrative penalty and be liable to pay appropriate customs charges, including import VAT and late payment fees. On 15 October 2020 the Customs Control Department issued the notice to postpone the customs inspection of Kcell for an indefinite period. Kcell estimated probability of the outflow of resources embodying economic benefits as probable and accrued provision on additional charge, fines and penalties in the amount of KZT 701,004 thousand (*Note 31*).

On 22 April 2021 the custom audit was resumed, and a preliminary report was issued. According to the report, Kcell was charged additional VAT charge in the amount of KZT 39,354 thousand and late payment penalty in the amount of KZT 18,152 thousand. The preliminary report was reviewed by Kcell.

On 29 April 2021 CCD sent a formal letter regarding the on-site customs audit performed and a notice of audit findings, instructing Kcell to pay KZT 57,506 thousand and to amend the customs declarations. In pursuance of the notice, Kcell paid additional tax charge and late payment penalty and amended the customs declarations.

On 28 May 2021, Kcell sent a letter to the customs authority informing about fulfillment of the requirements stated in the notice. During 2021, Kcell reversed unutilized part of provision in the amount of KZT 682,820 thousand (*Note 31*).

**NOTES TO THE CONSOLIDATED FINANCIAL STATEMENTS (continued)**

---

**48. COMMITMENTS AND CONTINGENCIES (continued)****Arbitration against Amdocs companies**

Amdocs-Kazakhstan LLP and Amdocs Software Solutions LLC (jointly referred to as “Amdocs”) was to develop, implement and deliver the Convergent Billing System to Kcell under Master Agreement dated April 2014 between TeliaSonera AB and Amdocs Software System Ltd (“Master Agreement”), and Supply Agreement, including Addendums (further as “Supply Agreement”).

In November 2018, Kcell notified the Supplier of termination of the Supply Agreement, except for the technical support services due to the quality of the Convergent Billing System and Amdocs’s performance of contractual obligations were not consistent with the terms of the Supply Agreement and Kcell’s requirements. Moreover, there was delay in delivery and implementation of the OLC (On-line charging) system. In May 2020, Kcell notified the Supplier of its withdrawal from the technical support agreement as well. Amdocs did not agree with the Kcell’s reasoning for termination of the Supply Agreement and withdrawal from the technical support agreement.

The contractual relationships between Kcell and Amdocs are governed by and construed in accordance with Swedish law, and any dispute, controversy or claim arising out of that relationship should ultimately be settled in arbitration in Stockholm in accordance with the Rules of the Arbitration Institute of the Stockholm Chamber of Commerce (“International Arbitration”).

On 18 December 2020, Kcell applied to International Arbitration with a request to initiate arbitration proceedings against Amdocs. The total amount of Kcell’s asserted claims equalled to approximately EUR 25,792 thousand (equivalent to KZT 12,823,267 thousand).

Kcell’s request for arbitration was registered with the Arbitration Institute of the Stockholm Chamber of Commerce (hereinafter – “SCC”) in December 2020. On 29 December 2020, SCC sent a notice to the Amdocs companies of commencement of arbitration and set a deadline for responding to the request for arbitration.

On 26 January 2021 the response from Amdocs JSC was received and Amdocs agreed to consider the dispute in SCC. In addition, Amdocs had submitted the counterclaim, at this point in the preliminary amount of USD 13,886 thousand (equivalent to KZT 6,046,350 thousand) and unpaid fees for extra work L2 and other out of scope service the amount of which was not calculated, and payment related to allegedly Kcell’s delays in OLC and Phase 1 – the amount was not calculated.

On 16 and 23 April 2021 organizational sessions of arbitration tribunal were held, as a result of which the parties managed to agree on the procedural rules and schedule. It is planned that consideration of the case on the merits will take place during 5-16 September 2022, and the tribunal’s decision will be granted in December 2022.

In accordance with the procedural timetable, the next stage of the proceedings, Kcell claimed below extended relief (90% increase of the initial amount):

- (a) To declare that Kcell’s partial termination of the Delivery Contract by notice dated 22 November 2018 was valid and effective.
- (b) To order the Respondents to pay – jointly and severally – USD 59,773 thousand (equivalent to KZT 26,001,255 thousand) and to order payment of the pre-award and post-award interest on the above amounts and reimburse the Claimant its legal and other costs in relation to these proceedings.

On 5 November 2021, Amdocs filed extended counterclaims in the amount of USD 17,697 thousand (equivalent to KZT 7,699,056 thousand), plus interest applicable under Swedish law (8% per annum; from the date of incurrance of the obligation the dates may differ, depending on stated claims), including reimbursement of costs incurred by Amdocs in connection with the arbitration proceedings (fees to arbitrators, legal consultants and other costs incurred):

- (1) To invalidate the partial termination of the Delivery Contract (Contract) initiated by Kcell to recognize such termination as a breach of the Contract terms; to recognize that Kcell is liable for damage associated with such a breach.
- (2) Reimbursement of the arbitration fees paid by Amdocs from the date of the judgement until the date when the amount claimed is received in full, pursuant to Section 6 of the Swedish Interest Act and reimbursement of fees paid by Amdocs to their legal consultants and other costs associated with the arbitration from the date of the judgement until the date when the amount claimed is received in full, pursuant to Section 6 of the Swedish Interest Act.

Kcell planned to provide response to the above counterclaims by 15 February 2022. In connection with the introduced state of emergency in Kazakhstan in January 2022, Kcell applied for an extension of the deadline to respond to Amdocs’s counterclaims. The deadline was extended till 1 March 2022.

**NOTES TO THE CONSOLIDATED FINANCIAL STATEMENTS (continued)**

---

**48. COMMITMENTS AND CONTINGENCIES (continued)****Arbitration against Amdocs companies (continued)**

On 1 March 2022, Kcell filed a response to Amdocs's stated counterclaims, where Kcell did not agree with any claims and, in support of its arguments, provided a second expert opinion from a technical expert, and also engaged a financial expert from Alvarez & Marsal to independently evaluate the solution supplied by Amdocs.

Currently, Kcell is waiting for the Amdocs response to Kcell's arguments. The deadline for the provision of response is 10 May 2022.

At year ended 31 December 2021 and 2020, Kcell has accrued provision for arbitration against Amdocs companies in the amount of KZT 3,684,675 thousand (31 December 2020: KZT 3,684,675 thousand) (*Note 31*). As at 31 December 2021 the Management cannot reliably estimate the probability of additional provision amount.

**5G services**

In accordance with the Order of Committee of competition protection of the Ministry of national economics, the Group has an obligation to start providing 5G services not later than 31 December 2022.

**49. SUBSEQUENT EVENTS**

On 2 January 2022 protests started in Mangystau region of Kazakhstan related to significant increase in the liquified natural gas retail price. These protests spread to other cities and resulted in riots, damage to property and loss of life. On 5 January 2022 the government declared a state of emergency.

As a result of the above protests and state of emergency the President of Kazakhstan has made certain public announcements regarding possible measures including amendments to the tax legislation, introducing measures for financial stability, controlling, and stabilizing the inflation rate and the tenge exchange rate.

During the protests, six Kcell Stores and 4 Altel/Tele2 Stores located in Almaty, Almaty region, Shymkent and Aktobe, were looted and two large offices of the Group were attacked. The Management of the Group currently assessing impact and preliminary damage estimate is around KZT 727,070 thousand.

The Management of the Group formed operational headquarters due to state emergency announcement for timely decision making on operational issues for uninterrupted communication of subscribers and facilitate the Government with urgent actions.

Providing subscribers with continuous cellular communications was a priority of the Group and the Management decided to support its subscribers including small and medium sized businesses during the state of emergency. During the state of emergency declared throughout Kazakhstan, and until the end of January 2022, corporate clients of mobile operators with a lack of balance on their account were not limited to communication and access to the Internet.

On 10 January 2022 the National Security Committee of Kazakhstan reported that the situation in the country has stabilized and was under control. On 19 January 2022 the state emergency was lifted.

On 19 January 2022 the Group has acquired notes of NBRK in the amount of KZT 19,854,000 thousand with maturity on till 16 February 2022.

In February 2022, due to the conflict between the Russian Federation and Ukraine, numerous sanctions were announced against the Russian Federation by most Western countries. These sanctions are intended to have a negative economic impact on the Russian Federation.

Due to the growth of geopolitical tensions, since February 2022, there has been a significant increase in volatility in the stock and currency markets, as well as a significant depreciation of the tenge against the US dollar and the euro. As at 4 March 2022, the exchange rate has increased by 14% from 31 December 2021 and equal to KZT 492.28 per US dollar.

The Group considers these events as non-adjusting events after the reporting period, the quantitative effect of which cannot currently be estimated with a reasonable degree of certainty.

The Management of the Group is currently analyzing the possible impact of changing micro- and macroeconomic conditions on the consolidated financial position and performance of the Group.