

KASE WEEKLY

September 18-22
2023

KASE NEWS

- Amendments to the [Procedure](#) for the transfer of functionality for clearing and settlement activities and the activities of the central counterparty from Kazakhstan Stock Exchange JSC to KASE Clearing Center JSC and changes to the [Regulations](#) on membership fees, exchange and clearing fees, and commissions for accounting for collateral were put into effect.
- KASE [changed](#) the parameters of shares included in the representative list of KASE Index due to a change in the number of outstanding common shares of Kazakhtelecom JSC.
- [KASE Index](#) value, having exceeded 4,000 points, updated its historical maximum.
- Bonds [KZ2P00009988](#) (MFUCb4) of MFO UNICREDO LLP and bonds [KZMJ00001634](#) (TKK006_163) of the akimdik of Turkestan region are included in KASE official list.
- Bonds [KZ2C00008696](#) (KFUSb39) of Kazakhstan Sustainability Fund JSC, international bonds [US912797GT87](#) (US_68_2309) and [US912796CR84](#) (US_73_2309) of the US Department of the Treasury, international bonds [RU000A101RP4](#) (KZ_15_2309) of the Ministry of Finance of the Republic of Kazakhstan and bonds [KZ2P00008576](#) (MFOk3) of MFO OnlineKazFinance JSC were excluded from KASE official list due to the expiration of the circulation period.
- Trading in international bonds [KZX000001433](#) (EABRe5) of the Eurasian Development Bank, bonds [KZ2P00010002](#) (MFkTb4) MFO Credit Time LLP, bonds [KZ2P00009988](#) (MFUCb4) MFO UNICREDO LLP are open on KASE.
- Trading in common shares [KZ1C00008077](#) (FHSE) of First Heartland Securities JSC was suspended on KASE.
- Futures with execution in September 2023 are closed on KASE.

ISSUER NEWS AND ANNOUNCEMENTS

- The Ministry of Finance of Kazakhstan placed on KASE 151.3 mln MEKKAM-12 of issue 154 ([KZK100000290](#), MKM012_0154), 18.0 mln MEUKAM-96 of issue 14 ([KZKD00001228](#), MUM096_0014) and 8.3 mln MEUKAM-216 of first issue ([KZKD00000972](#), MUM216_0001).
- Kazakhstan Sustainability Fund JSC [raised](#) 9.5 bn tenge on KASE by placing bonds KZ2C00009371 (KFUSb50) with a weighted average yield to maturity of 14.98% per annum.
- The akimdik of Turkestan region [raised](#) 8.9 bn tenge on KASE by placing bonds KZMJ00001634 (TKK006_163).
- Kcell JSC [announced partial repayment of the loan](#) under the credit line with First Heartland JSC "Jusan Bank"
- First Heartland Securities [says](#) shareholder made tender offer to buy out common shares KZ1C00008077 (FHSE).



22.09.2023

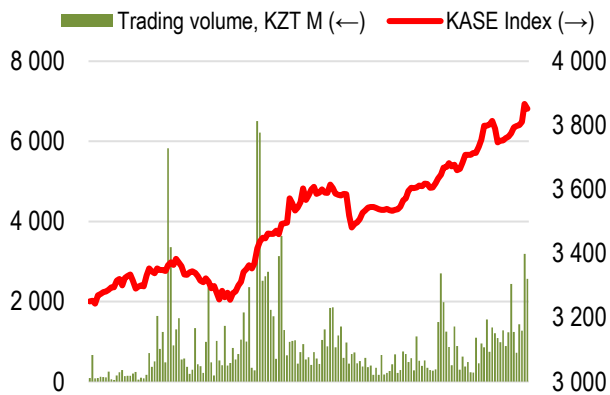
KASE Index 4 007,53 Trends (%) 1,8 6,2

First class of liquidity Price Δ 7D Δ 1M

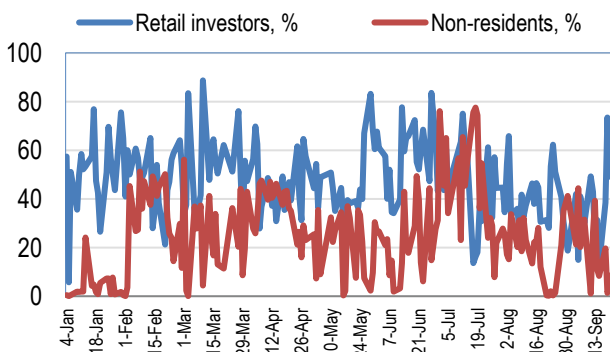
АО "НАК "Казатомпром"	17 129,99	11,7	33,8
АО "Банк ЦентрКредит"	813,70	8,2	36,2
АО "Банк ЦентрКредит"	712,76	2,6	3,3
AT&T Inc.	15,28	1,2	6,9
АО "ForteBank"	3,68	0,8	- 1,6
Ford Motor Company	13,95	0,6	- 0,3
АО Kaspi.kz	46 000,00	0,5	3,1
АО "KEGOC"	1 580,00	0,3	0,3
АО "Кселл"	1 995,00	0,2	0,9
АО "KM GOLD"	119,00	- 0,1	- 3,2
Freedom Holding Corp.	88,88	- 0,1	2,2
АО "Народный банк Казахстана"	149,79	- 0,1	- 7,1
АО "БАСТ"	6 505,76	- 0,2	- 6,4
АО "КазТрансОйл"	833,00	- 0,7	3,0
Apple Inc.	175,58	- 0,8	- 1,0
АО "Казакхтелеком"	33 883,00	- 0,9	4,5
АО "НК "КазМунайГаз"	11 700,00	- 2,1	7,3
Tesla, Inc.	255,00	- 3,0	6,3
Bank of America Corporation	28,19	- 3,4	- 3,7
Intel Corporation	35,28	- 7,9	6,2
PayPal Holdings Inc.	59,60	- 8,3	- 1,5
Advanced Micro Devices, Inc.	96,39	- 9,1	- 12,7
Pfizer Inc.	33,13	- 10,5	- 10,3

Note: Index stocks are highlighted in green

KASE Index shares



Retail investors & non-residents, %



The Kazakh stock market continues to be under the positive influence of rising energy prices and has been closing in the green zone for 12 consecutive sessions. At the end of last week, the value of KASE Index once again reached a historical maximum, breaking through the level of 4000 points and consolidating above this level.

The main growth driver for the third week in a row remain Kazatomprom shares. Since the beginning of the month, they have increased in price by more than 25% and are trading above 17,200 tenge per piece. The last time they were at this level was in December 2021. Against the backdrop of a revival of global interest in nuclear energy and a reduction in uranium supply from Canada and Niger, uranium prices have increased by 35% this year and reached multi-year highs. The shares of our uranium company did not follow the current trend for a long time, but two and a half months ago they began to grow significantly.

Oil prices, after a long rise, moved to a moderate decline last week, so KazMunaiGas shares on KASE were trading without much dynamics around 12 thousand tenge per share. In total, compared to the IPO price in November last year, the company's shares have already increased by 39.8%.

A large number of corporate events took place at KEGOC last week. The company announced an increase in the number of common shares by 5.8% from 260 to 275 mln. A meeting of KEGOC shareholders is scheduled for September 26. The meeting will consider the issue of paying dividends for the first half of the year in the amount of 77.74 tenge per share, which corresponds to a dividend yield of 4.9% per annum. The expected date of registration of the register is October 10. The company also wants to amend the dividend policy and increase the amount of net profit allocated for dividends from 40 to 60%. It is interesting that the stock price practically did not react to these corporate events.

Kazakhtelecom also announced the date of the shareholders meeting to approve dividends last week. The company's board of directors set the date for October 27, but did not announce the amount of recommended dividends. The uncertainty factor lowered the share price by 1.2% over the week. Among the group's corporate events, one can also highlight the early repayment of Kcell's debt in the amount of 40 bn tenge to Jusan Bank. The repayment was required due to the fact that after the purchase by Jusan Bank of Kazakhtelecom's share last week, Kcell became an affiliate of the bank.

From the news of companies whose shares are traded on KASE, but are not in the index basket, it became known this week that shareholders of Kaspi Bank (not to be confused with Kaspi.kz) decided to pay dividends on common and preferred shares for 2022 in the amount of 3,000 tenge per share. The Development Bank of Kazakhstan also made a decision on dividends and will send 17.1 bn tenge of net profit in the form of dividends to the Samruk-Kazyna holding.

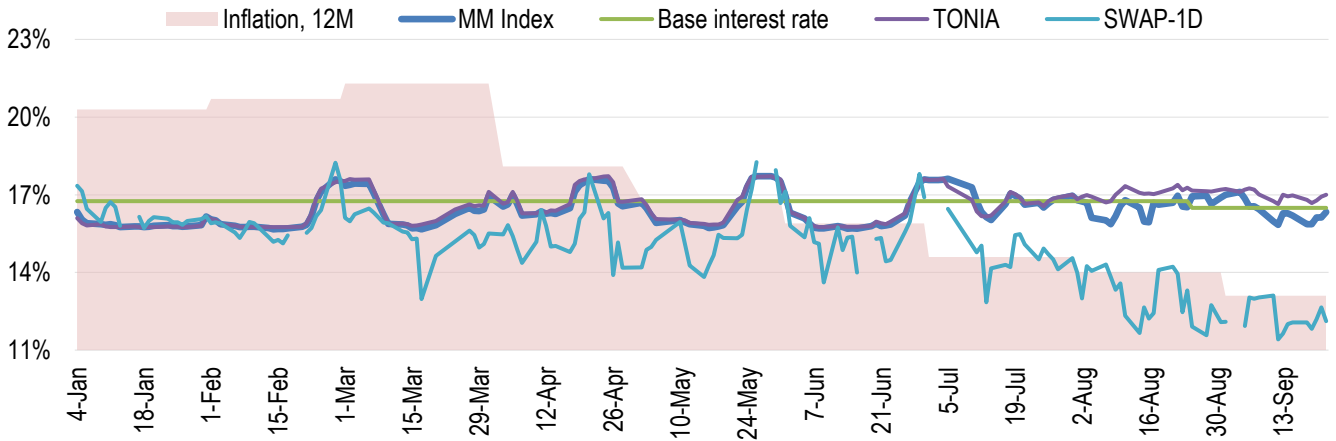
Many changes have occurred in the structure of issuer groups. Fincraft Resources withdrew from the authorized capital of InderGips, Tengri Partners Investment Banking – from the authorized capital of TP Residential Mortgage Securities Corporation, Kazgeology – from the Samruk-Kazyna holding. Forpost transferred the 100% stake to BASS Holding. First Heartland Securities made a tender offer to shareholders to sell their common shares.

Last week, on KASE debt market, one-year bonds of Kazakhstan Sustainability Fund were placed for 7 bn tenge at 12.5% per annum. In the government securities market, the Ministry of Finance raised 40.7 bn tenge for a period from six months to 13 years with a yield to maturity from 11.7 to 14.6%. The Akimdik of Turkestan region raised 8.9 bn tenge for six months at 4.25% per annum.

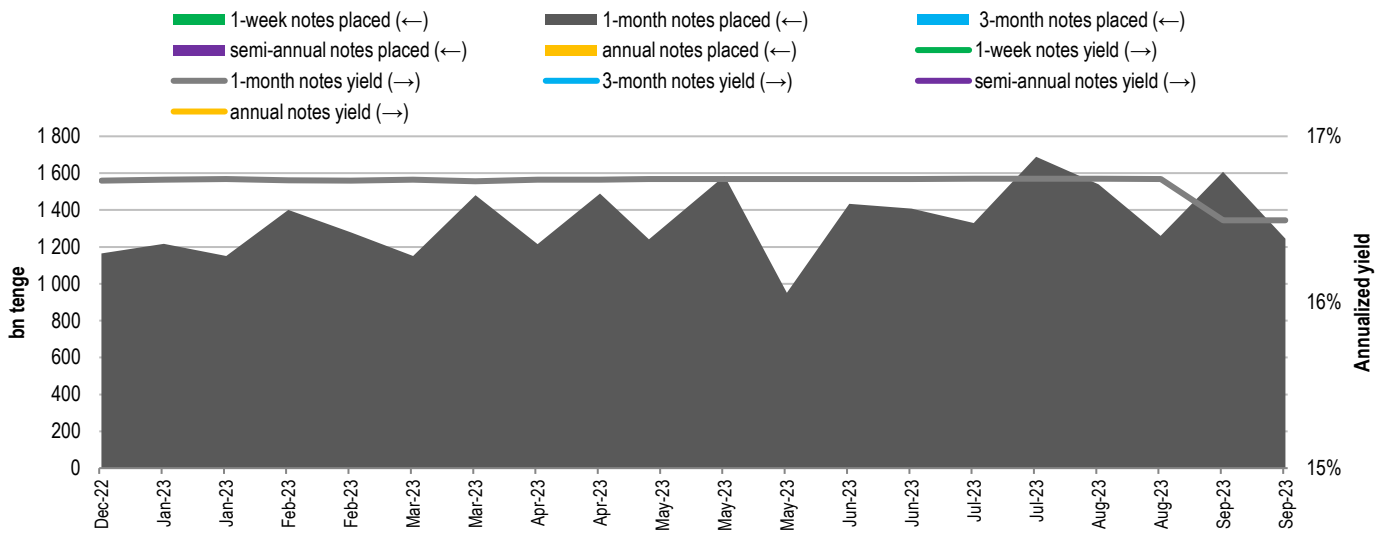
For current issues, coupons were paid by microfinance organizations R-finance and OnlineKazFinance and the investment company RETAM for bonds with a coupon rate of 20 to 30% per annum, as well as quasi-state structures of the "Damu" Entrepreneurship Development Fund and the Industrial Development Fund for bonds with a coupon rate of 11.5 to 11.9% per annum.

On KASE money market, the interest rate on the one-day repo TONIA increased from 16.98% to 17.00% per annum, continuing to remain in the upper corridor of the base rate. The yield of the one-day currency swap transactions in US dollars increased over the period from 12.07% to 12.12% per annum, trading below the base rate corridor.

Inflation and interest rates

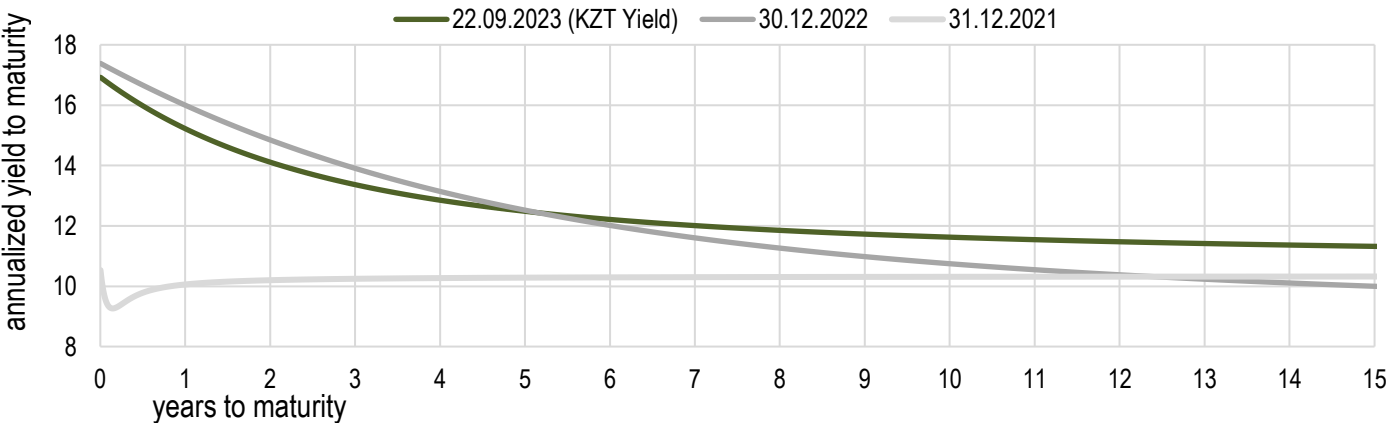


Main Features of National Bank Notes Placements



* weighted average yield on all currency swap transactions with the US dollar.

Risk-free yield curve (non-indexed GS)





At the end of August, the tenge's exchange rate against the dollar weakened by 3%. This trend was caused by a number of factors. On the one hand, there is the global strengthening of the US dollar, the weakening of the Russian ruble to local minimums against the backdrop of a continuing decline in the current account surplus of the balance of payments, as well as news about the suspension of the norm on the mandatory sale of foreign currency earnings by quasi-public sector entities. On the other hand, there are market expectations regarding the quarterly tax week and a positive background on the oil market.

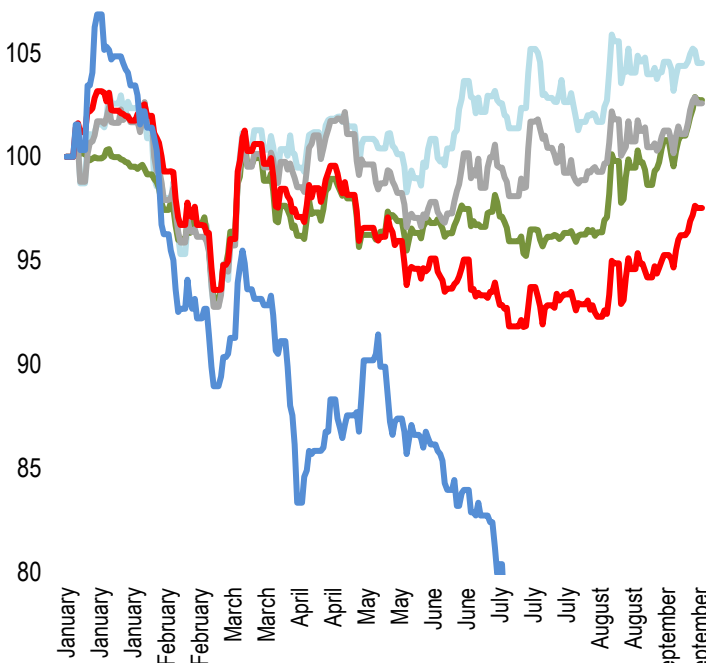
Despite the increase in volatility in the foreign exchange market in August, the National Bank did not interfere in the formation of the tenge exchange rate, that is, it did not intervene. Sales from the National Fund were carried out as planned and did not exceed forecast values. Thus, at the end of the month, sales to ensure transfer to the republican budget amounted to \$770 mln. Sales were carried out daily and evenly, with a volume of no more than \$35 mln per day.

Currency purchases as part of increasing the foreign exchange share of the UAPF and KDIF assets amounted to \$240 and 93mln, respectively.

FX rates

Δ %, base (01.01.23)

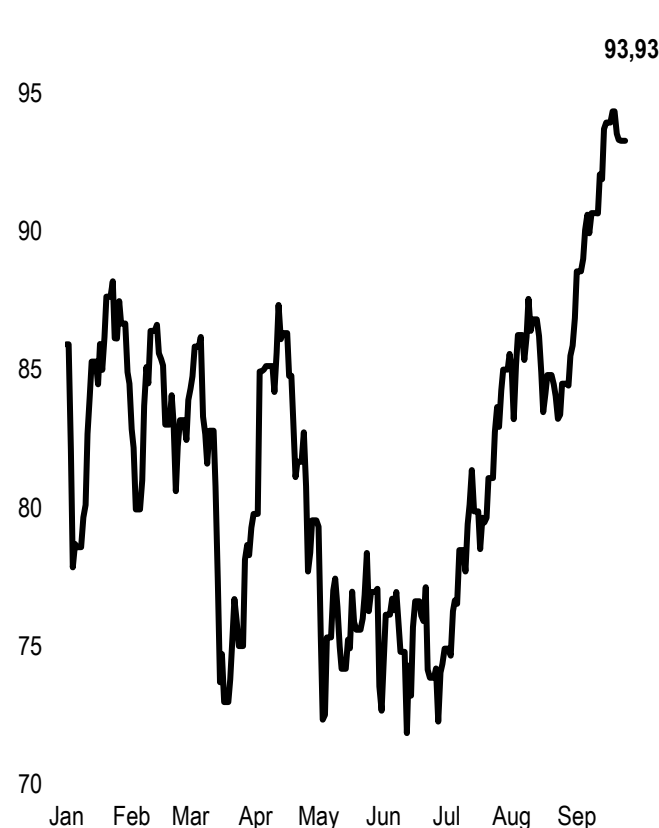
110



Brent oil

USD/barrel

100



Price Δ 7d, % Δ 30d, % Δ 2023, %

— GBPKZT	581,66	0,14	0,93	5,10
— USDKZT	475,25	1,70	5,04	2,88
— EURKZT	505,52	1,47	2,58	2,86
— CNYKZT	65,08	1,35	4,86	-2,37
— RUBKZT	4,95	2,27	3,12	-22,86

Note: The chart and the table are based on the official market rates of the NBK. NBK rates may differ from KASE rates.



Global indices

Name	Value	Trend %			Futures
		7D	1M	1Y	7D
S&P 500	4 320,06	-2,9	-2,6	15,0	-3,0
Dow Jones	33 963,84	-1,9	-1,5	12,9	-2,0
RTS	999,99	-2,8	-4,9	-14,9	-1,0
MICEX	2 285,53	0,0	0,0	0,0	-1,0
Hang Seng	18 057,45	-0,7	1,2	-0,5	-0,5
SS CSI 300	3 738,93	0,8	1,1	-3,4	1,0
Euro Stoxx 50	4 207,16	-2,0	-1,4	22,8	-2,0
FTSEuroFirst	4 863,00	-0,9	1,3	16,4	-1,5
FTSE 100	7 683,91	-0,4	5,0	7,3	-0,7
KASE	4 007,53	1,8	6,2	28,1	

Commodities market

September 22, 2023

Name	Price	Trend %		
		7D	1M	1Y
Oil (Brent)	93,27	-0,7	12,1	3,1
Oil (WTI)	90,03	-0,8	14,1	7,8
Natural gas	2,64	-0,3	5,6	-62,8
Copper	366,55	-2,6	-3,8	4,8
Iron	943,50	0,6	4,1	23,1
Gold	1 925,23	0,1	0,5	15,2
Silver	23,60	2,0	-3,3	20,7
Wheat	579,50	-4,1	-5,4	-36,4

Calendar of economic events

		Currency	Forecast	Previous
26.09	Number of building permits issued	USD	1.543M	1.443M
27.09	Core Durable Goods Orders (MoM) (Aug)	USD	0.1 %	0.4 %
27.09	GDP (monthly) (y/y)	RUB	4.0 %	5.0 %
28.09	Speech by Fed Chairman Mr. Powell	USD		
28.09	Number of initial applications for unemployment benefits	USD	217K	201K
29.09	GDP (YoY) (2Q)	GBP	0.4%	0.2%
29.09	Core Personal Consumption Expenditure Price Index (MoM) (Aug)	USD	0.2 %	0.2 %

Note: the calendar contains the most significant economic events of the current week according to KASE analysts opinion

B – billions
M – millions
K – thousands

Kazakhstan statistics

	Value	As of	Previous month
Annual inflation	13,1%	01.09.23	14,0%
Gross international reserves of NBK, USD bn	33,6	01.09.23	34,2
Reserve money, KZT bn	9 068,2	01.09.23	9 587,0
Money supply, KZT bn	34 486,8	01.09.23	34 215,8

Kazakhstan credit ratings

	Rating	Date	Previous
S&P Global	BBB-/A-3 stable	03.03.23	BBB-/A-3 negative
MOODY'S	Baa2/stable	11.08.21	Baa3/positive
FitchRatings	BBB/stable	26.05.23	BBB/stable

CONTACT INFORMATION



Address: Republic of Kazakhstan, 050040, Almaty, Baizakov St., 280, Business Center "Almaty Towers"

Tel.: +7 (727) 237 53 00



Corporate website



Contact us



Corporate Events Calendar of KASE listed Companies

The information contained therein was gathered by the employees of Kazakhstan Stock Exchange JSC (KASE). KASE does not guarantee the completeness and accuracy of the information contained in this report, as well as its reliability. Neither KASE, nor any of the employees are liable for any direct or indirect loss (damage) arising from the use of this report or information / analysis presented therein. KASE does not assume any responsibility to update this report on a regular basis or notify of all changes that have occurred.

KASE draws investors' attention to the following factors:

1. return on investment in financial instruments depends on a variety of market and non-market factors. In particular, the actual income of an investor may change depending on the fluctuations in interest rates, changes in taxation, FX movements, changes in quotations of securities, market indexes, changes in production and financial performance of companies, and other factors.
2. previous results do not necessarily affect the future results with the future estimations based on the assumptions that may not materialize. The value of any investment or income may go down and up, as a result the investors might not receive the entire invested amount back. For the investments in non-universally recognized markets, the investors may experience various difficulties, including selling them or obtaining the reliable information about their value or the risks involved.
3. report does not take into account the individual financial characteristics and aims of those receiving it.

KASE recommends that the investors independently evaluate the feasibility of certain investments and strategies and encourages the investors to use the services of financial consultants.

KASE reserves all rights for the report. This analytical material can be copied and/or distributed in full or in part upon written permission of KASE.