

KASE WEEKLY

September 06 – 10,
2021

KASE NEWS

- ▲ JSC "Tengri Partners Investment Banking (Kazakhstan)" has been accepted as a member of KASE in the "currency" category.
- ▲ The bonds of Kazakhstan Sustainability Fund JSC of seven issues are included in the official list of KASE under the category "commercial bonds" of the main market.
- ▲ Trading in securities of JSC "ATF Bank" (DB JSC "Jusan Bank") has been suspended.
- ▲ Futures trading with execution in February 2022 is open on KASE.

ISSUER NEWS AND ANNOUNCEMENTS

- ▲ The Ministry of Finance of Kazakhstan raised 43.8 billion tenge on KASE by placing MEOKAM-060 of issue 52 ([KZK200000679](#), MOM060_0052), MEUKAM-120 of issue 19 ([KZKD00001129](#), MUM120_0019) and MEUKAM-120 of issue 16 ([KZKD00000865](#), MUM120_0016)
- ▲ MFO KMF (KMF) LLP raised 7.3 billion tenge on KASE by placing KZ2P00007883 (MFKMb1) bonds at 13.00 % per annum.
- ▲ MFO Onlinekazfinance LLP raised 2.0 billion tenge on KASE by placing international bonds KZX000000641 (MFOKe1) with a yield of 18.33 % per annum.
- ▲ Kazakhstan Sustainability Fund JSC attracted KZT 3.0 billion on KASE by placing KZ2C00008050 (KFUSb30) bonds with a yield to maturity of 9.83 % per annum.
- ▲ JSC " NC "Kazakhstan Engineering" (Kazakhstan Engineering) paid dividends on common shares for 2020.
- ▲ First Heartland Securities JSC paid dividends on common shares for the first half of 2021.
- ▲ Development Bank of Kazakhstan JSC announced an increase by the agency S&P Global Ratings of ratings of the bank and its international bonds, the forecast is "Stable".



September 10, 2021

Trends (%)

KASE Index	3 279,21	0,6	8,1
First class of liquidity	Price	Δ 7D	Δ 1M
NAC Kazatomprom	13 800,0	6,7	21,1
Gazprom	2 021,0	6,6	20,0
KEGOC	1 848,0	1,5	3,2
Bank CenterCredit	291,7	0,4	16,2
Kazakhtelecom	35 000,0	0,0	16,6
Halyk Savings Bank of Kazakhstan	186,0	0,0	14,1
Kazakhtelecom, preferred shares	21 000,0	0,0	8,4
VTB Bank	0,3	0,0	3,3
Bank of America Corporation	17 673,6	-0,5	1,4
Sberbank Russia	1 905,0	-1,5	-0,0
Freedom Holding Corp.	26 751,0	-2,6	-5,2
Aeroflot	401,0	-5,6	-5,2
Kcell	1 241,2	-9,4	-14,6

Note: Index stocks are highlighted in green

The Kazakhstan stock market continued to grow for 14 consecutive trading sessions and grew by 8.7 % over these two weeks. Shares of Kazatomprom, KEGOC, Halyk Bank, CenterCredit Bank and Kazakhtelecom are traded at historically high prices. KazTransOil shares have taken a confident trend to restore the price since the beginning of the month. The only representative of the index basket, whose shares continue to fall, despite a number of positive news impulses, is the company Kcell. In general, according to the results of last week, the KASE Index closed at the level of 3,297 basis points.

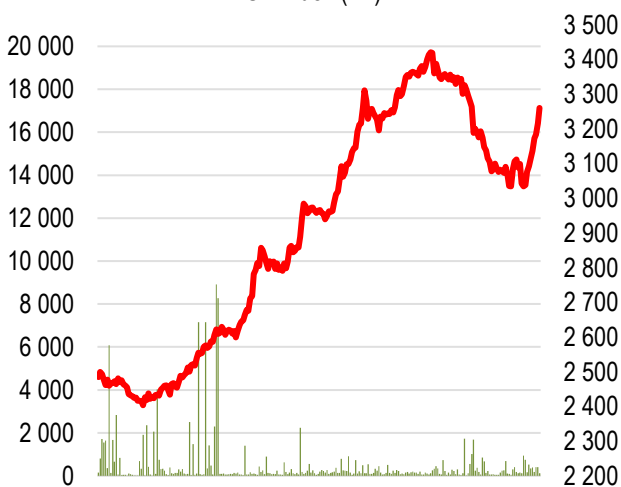
The main beneficiary of the week was the shares of the uranium company Kazatomprom, which increased in price by more than 9% in seven days and closed the week near the historically maximum mark of 13,800 tenge a piece. The price of uranium futures over the past week rose to the highest values since 2015, rising from 38.7 to 40.4 US dollars per pound. The price pressure on the rather narrow uranium market continues to be exerted by the new investment fund Sprott Physical Uranium Trust, which in August began aggressively buying physical uranium to expand its portfolio. Meanwhile, the President of Kazakhstan Kassym-Jomart Tokayev announced the need to consider the construction of a nuclear power plant in Kazakhstan at the end of last week.

KEGOC shares are also updating new historical highs. They entered the trend of post-dividend recovery back in June, broke through the maximum price on August 24, when it was officially announced that the electricity tariff will be increased in Kazakhstan from September 1 and, despite a decrease in net profit for the first half of the year by 3.8 % compared to the same period last year, they continued to grow steadily.

Since the beginning of this month, there has been a trend in the market to restore the price of Kaztransoil shares, they have increased by 2.8 % over the week. At the same time, the only significant corporate event was the announcement of the upcoming shareholders ' meeting in November of this year.

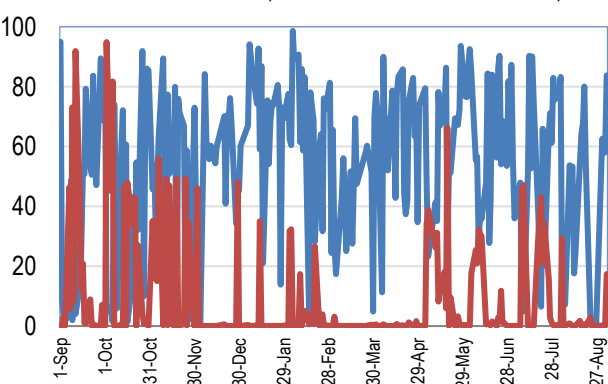
KASE Index shares

Trading volume, KZT M (←) KASE Index (→)



Retail investors & non-residents, %

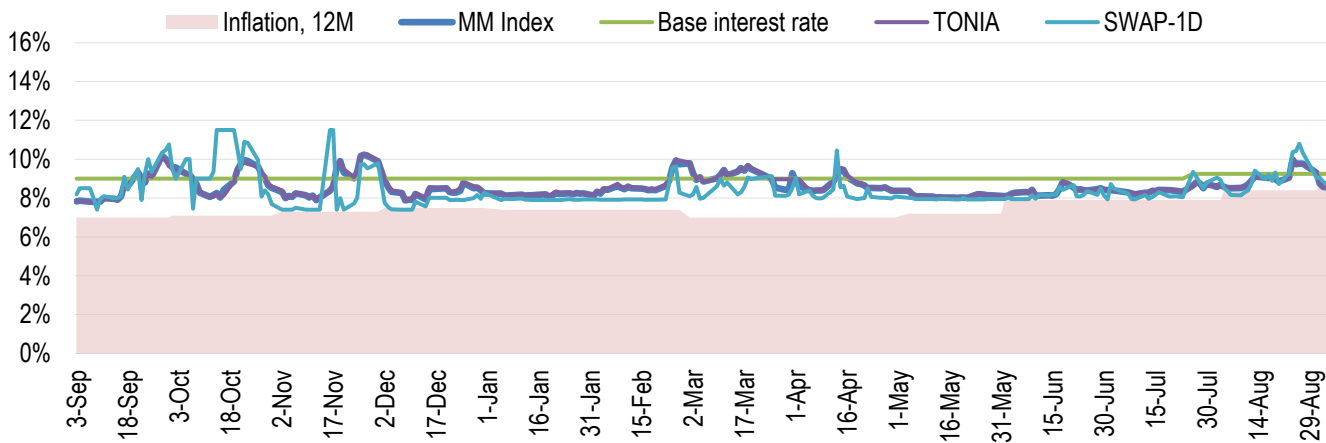
Retail investors, % Non-residents, %



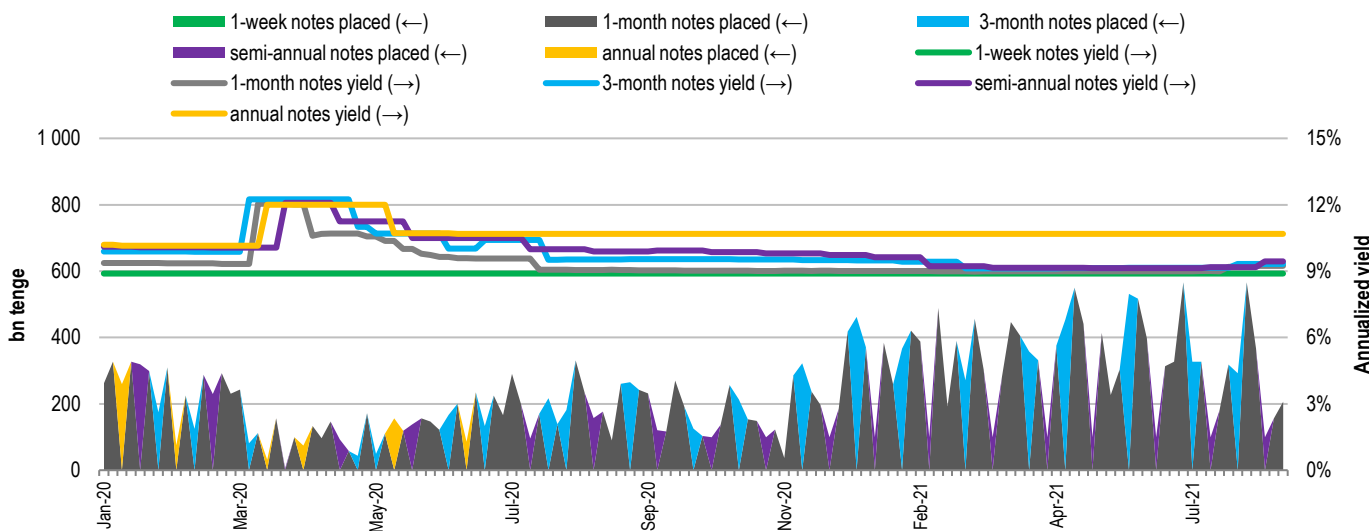


The yield of REPO operations with government securities (GS) for a period of one day (TONIA) from September 6 to 10 decreased from 8.46% to 8.32% per annum, falling below the average value of the corridor of the base rate range. The rate of borrowing tenge secured by US dollars for a period of one day (SWAP-1D) over the past week also decreased from 8.69% to 8.32% per annum. The average trading volume of one-day money market instruments amounted to 450 billion tenge.

Inflation and interest rates

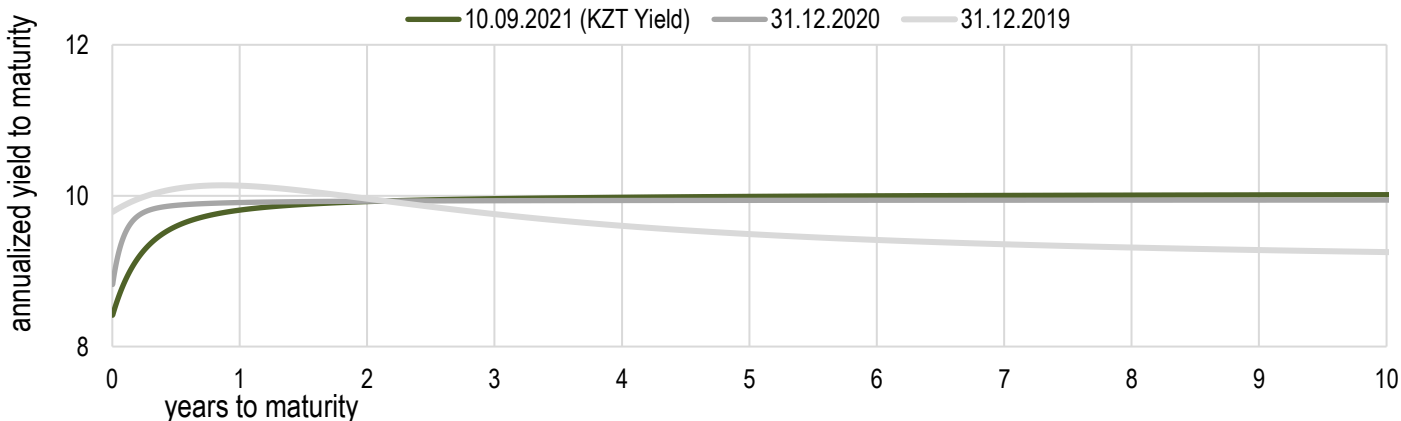


Main Features of National Bank Notes Placements



* weighted average yield on all currency swap transactions with the US dollar.

Risk-free yield curve (non-indexed GS)





Despite a significant drop in oil prices, the tenge exchange rate weakened by only 0.2% in August, to 425.42. The sale of foreign currency by exporters to fulfill tax obligations smoothed the volatility of tenge from the decline in oil quotes. August is the period when exporting companies pay quarterly taxes (rent tax, mineral extraction tax, etc.), so the volume of payments is larger than in the previous summer months.

Tenge was also supported by mandatory sales from quasi-public sector entities (212 million US dollars) and operations to convert National Fund funds for transfers to the budget.

Against the background of the continued recovery of economic activity, import growth in the first half of the year amounted to 9.2% compared to the same period last year. Coupled with the ongoing fiscal stimulus, this supported increased demand for foreign currency.

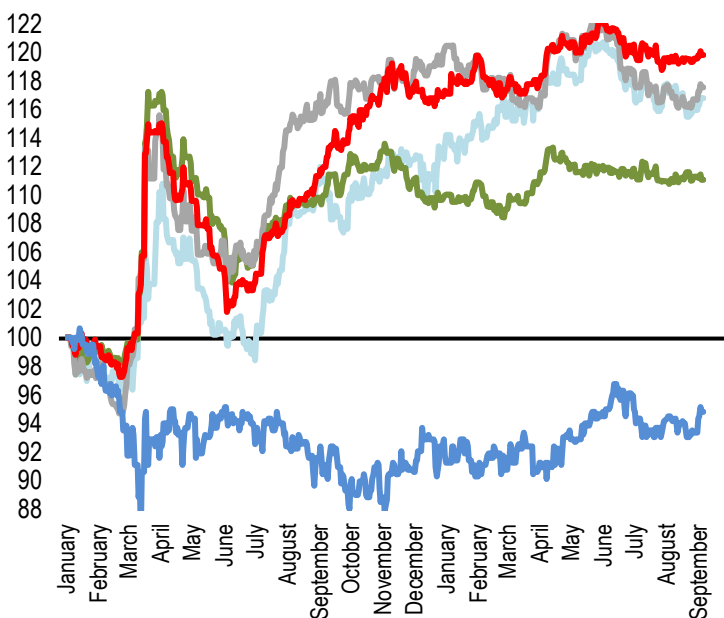
The demand for foreign currency in cash also continued to increase. In July, the population purchased foreign cash currency in the amount of 624 million US dollars against 555 million US dollars in June of this year.

In general, the market was balanced, and in August the National Bank did not conduct currency interventions.

As of September 8, the tenge exchange rate against the US dollar amounted to 426.37, having weakened by 0.2% since the beginning of the month due to the negative dynamics of oil prices.

FX rates

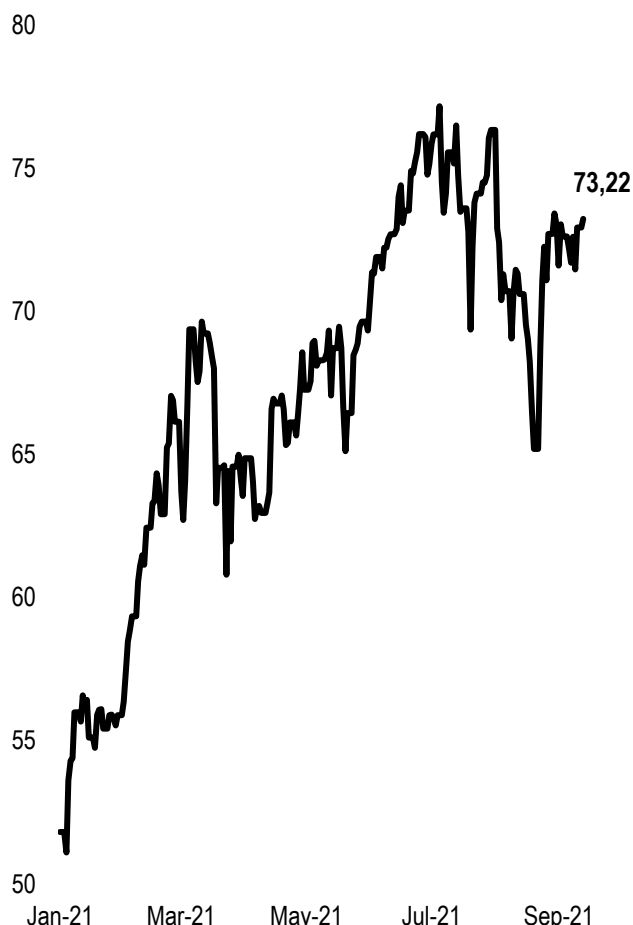
Δ %, base (01.01.20)



	Price	Δ 7d, %	Δ 30d, %	Δ 2020, %
— GBPKZT	591,67	0,65	-0,24	3,08
— USDKZT	426,52	0,39	0,07	1,29
— EURKZT	504,79	0,12	1,01	-2,31
— CNYKZT	66,24	0,58	0,55	2,42
— RUBKZT	5,86	0,34	0,69	3,19

Brent oil

USD/barrel



Note: The chart and the table are based on the official market rates of the NBK. NBK rates may differ from KASE rates.



Global indices

Name	Value	Trend %			Futures
S&P 500	4 458,58	-1,7	0,2	33,5	-1,9
Dow Jones	34 607,72	-2,2	-2,5	25,7	-2,4
RTS	1 725,25	-0,5	4,2	41,8	-0,3
MICEX	2 285,53	0,0	0,0	0,0	-0,3
Hang Seng	26 205,91	1,2	-1,7	7,8	1,1
SS CSI 300	5 013,52	3,5	0,0	9,4	3,8
Euro Stoxx 50	4 170,35	-0,8	-0,9	25,9	-0,8
FTSEuroFirst	4 527,00	-1,0	-1,9	25,1	-1,0
FTSE 100	7 029,20	-1,5	-2,6	17,1	-1,6
KASE	3 279,21	0,6	8,1	32,9	

Commodities market

September 10, 2021

Name	Price	Trend %		
		7D	1M	1Y
Oil (Brent)	72,92	0,4	2,1	82,0
Oil (WTI)	69,72	0,6	0,7	86,9
Natural gas	4,94	4,8	21,7	112,6
Copper	444,80	2,8	1,8	48,9
Iron	832,00	-7,8	-24,6	-11,3
Gold	1 787,58	-2,2	2,0	-8,5
Silver	23,86	-3,7	1,6	-12,2
Wheat	675,00	-5,5	-7,2	25,0

Economic calendar

		Currency	Forecast	Previous
13.09	<u>The base rate of the National Bank of the Republic of Kazakhstan</u>	KZT	-	9.25%
14.09	Basic Consumer Price Index (CPI) (m/m) (Aug)	USD	0.3%	0.3%
15.09	Industrial Production Volume (YoY) (Aug)	CNY	5.8%	6.4%
16.09	Retail Sales Volume (m/m) (Aug)	USD	-1.0%	-1.1%
17.09	Consumer Price Index (CPI) (YoY) (Aug)	EUR	3.0%	2.2%

Note: the calendar contains the most significant economic events of the current week according to KASE analysts opinion

B – billions
M – millions
K – thousands

Kazakhstan statistics

	Value	As of	Beginning 2020
Annual inflation	8.4%	01.08.21	5,6%
Gross international reserves of NBK, USD bn	35 000	01.07.21	35 638
Reserve money, KZT bn	10 270,1	01.07.21	8 652,5
Money supply, KZT bn	28 161,7	01.07.21	20 875,8

Kazakhstan credit ratings

	Rating	Date	Previous
S&P Global	BBB-/A-3- stable	03/06/21	BBB- stable
MOODY'S	Baa2 stable	08/11/21	Baa3 positive
FitchRatings	BBB stable	08/13/21	BBB stable

CONTACT INFORMATION



Address: Republic of Kazakhstan, 050040, Almaty, Baizakov St., 280, Business Center "Almaty Towers"

Tel.: +7 (727) 237 53 00



Corporate website



Contact us



Corporate Events Calendar of KASE listed Companies

The information contained therein was gathered by the employees of Kazakhstan Stock Exchange JSC (KASE). KASE does not guarantee the completeness and accuracy of the information contained in this report, as well as its reliability. Neither KASE, nor any of the employees are liable for any direct or indirect loss (damage) arising from the use of this report or information / analysis presented therein. KASE does not assume any responsibility to update this report on a regular basis or notify of all changes that have occurred.

KASE draws investors' attention to the following factors:

1. return on investment in financial instruments depends on a variety of market and non-market factors. In particular, the actual income of an investor may change depending on the fluctuations in interest rates, changes in taxation, FX movements, changes in quotations of securities, market indexes, changes in production and financial performance of companies, and other factors;
2. previous results do not necessarily affect the future results with the future estimations based on the assumptions that may not materialize. The value of any investment or income may go down and up, as a result the investors might not receive the entire invested amount back. For the investments in non-universally recognized markets, the investors may experience various difficulties, including selling them or obtaining the reliable information about their value or the risks involved;
3. report does not take into account the individual financial characteristics and aims of those receiving it.

KASE recommends that the investors independently evaluate the feasibility of certain investments and strategies and encourages the investors to use the services of financial consultants.

KASE reserves all rights for the report. This analytical material can be copied and/or distributed in full or in part upon written permission of KASE