

# KASE WEEKLY

25 – 29 June,  
2018

## KASE NEWS

- ▲ KASE has [extended](#) the duration of the Base period for market valuation of non-indexed GS with term of 2,100 days left to maturity.
- ▲ The [parameters](#) of subgroups of non-indexed GS for the third quarter of 2018 for the purposes of their market valuation.
- ▲ KASE [removed](#) bonds (CCBNb19) of Bank CenterCredit from representative list for bond market indices of KASE\_BM\* series due to maturity.

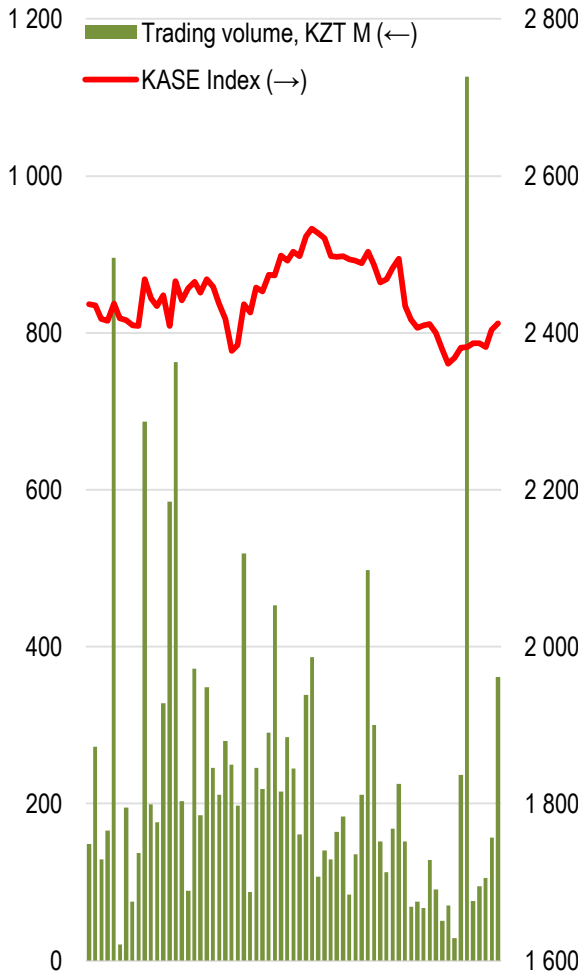
## ISSUER NEWS AND ANNOUNCEMENTS

- ▲ The Ministry of Finance of Kazakhstan has [raised](#) KZT17.4 bn on KASE selling 20-year bonds at 8.47 % APR on June 25. The maturity term of debt securities is 16.6 years.
- ▲ KazAgro National Management Holding has [raised](#) KZT120.0 bn on KASE on June 29 selling 10-year bonds (KZAGb6) at 9.5% APR.
- ▲ Faeton Company [raised](#) KZT260.0 mln on KASE selling 7-year bonds (FATNb1) on June 25 at 13.49 % APR.
- ▲ Kazakhtelecom [paid](#) dividends on common shares (KZTK) in the amount of KZT16.74 bn and additional payment of dividends on preferred shares (KZTKp) for 2017.
- ▲ Karazhyra [reported](#) the decisions of the Annual General Meeting of shareholders on the approval of financial statements and payment of dividends on common shares (KZHR) for 2017.
- ▲ Sovereign Wealth Fund Samruk-Kazyna [reported](#) that Standard & Poor's had affirmed its ratings, outlook "Stable".
- ▲ Development Bank of Kazakhstan [reported](#) that Standard & Poor's had affirmed its ratings, outlook "Stable".
- ▲ Kaspi Bank [reported](#) that Moody's Investors Service had assigned counterparty risk ratings to the bank.
- ▲ Halyk Savings Bank of Kazakhstan [reported](#) that Standard Poor's had affirmed of the bank and its international bonds (HSBKe5), outlook "Stable".
- ▲ Kazkommerts Securities was [assigned](#) the market-maker's status on KASE on three bond issues of the Eurasian Development Bank as of June 29.



A five-week period of KASE Index decline was interrupted. The blue-chip index rose 1.25% and reached 2,412.01 points over the week. Four of seven share titles included in the index closed in the black.

**KASE Index shares**



**29.06.2018**

		Trends (%)	
<b>KASE Index</b>	2 412,0	1,3	-3,1
<b>First class of liquidity</b>	<b>Price, KZT</b>	<b>Δ 7d</b>	<b>Δ 1m</b>
KazMunayGas EP (pref.)	9 650,0	15,0	7,2
<b>Kcell</b>	1 600,0	5,3	0,0
<b>KazTransOil</b>	1 400,0	4,9	-9,1
Sberbank (Russia)	1 158,2	3,4	0,2
Kazakhtelecom (pref.)	13 999,0	2,6	12,0
<b>KEGOC</b>	1 450,0	2,1	2,3
<b>Halyk Bank</b>	102,1	1,0	-2,6
Gazprom (Russia)	750,0	1,0	-2,0
BAST	52 433,5	0,4	-1,9
Aeroflot (Russia)	771,0	0,1	-0,5
Bank VTB (Russia)	0,3	0,0	-3,7
<b>Kazakhtelecom</b>	33 890,0	0,0	1,1
Aktobe Metalware Plant	10 501,7	0,0	-1,9
<b>CenterCredit Bank</b>	282,0	-0,4	-4,2
Bank of Astana	842,1	-0,6	-4,0
Bank of America	9 870,0	-1,3	1,9
<b>KAZ Minerals</b>	4 000,0	-3,5	-9,3
QAZKOM	100,0	-9,1	-4,3

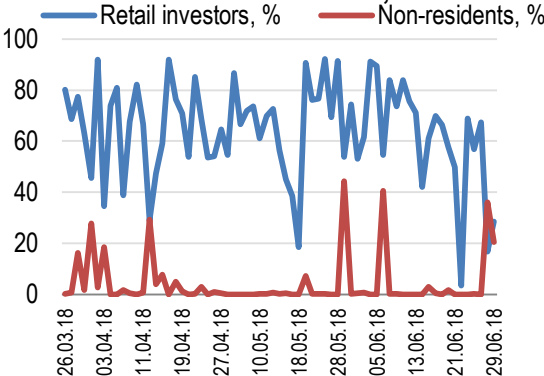
Note: Index stocks are highlighted in green

Kcell stocks that rose 5.26% to KZT1,600 showed the most growth. Timur Suleimenov, the Minister for the national economy, said that the consideration of Kazakhtelecom's application on purchasing 75% shares of Kcell, a cellular operator, is being completed.

KazTransOil stocks seemed stronger than the market. Equity instruments of this company increased 4.95% to KZT1,399.98. After the payout of dividends, KazTransOil securities have expectedly gapped down in price and stayed at KZT1,325. It should be noted that earlier share price has always restored and closed price gaps formed after dividends payout.

Stocks of Kaz Minerals PLC that dropped 3.50% to KZT4,000.00 are becoming market outsiders for the third consecutive week amid falling copper prices. It is should also be noted that the stocks of Kaz Minerals have retreated from their historic peaks reached early June this year by 18% already.

**Retail investors & non-residents, %**

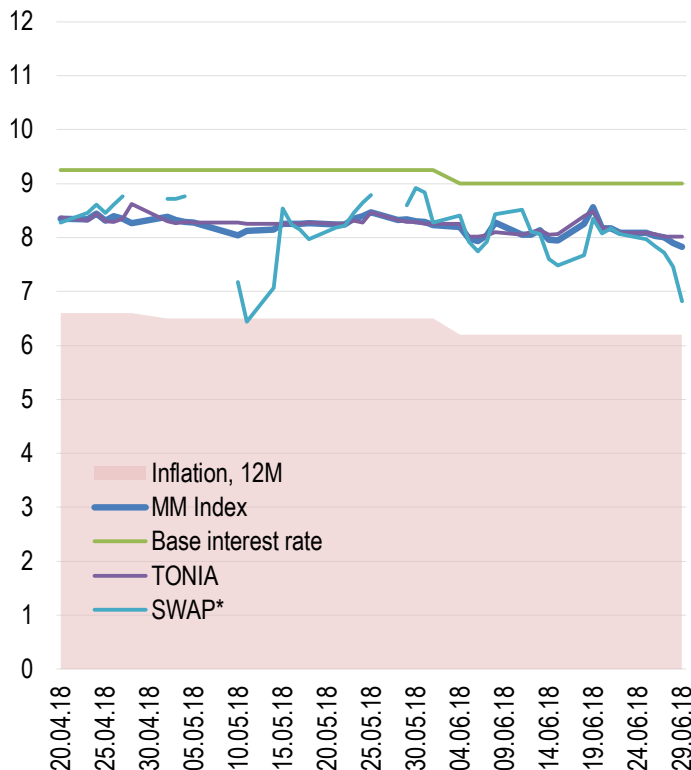




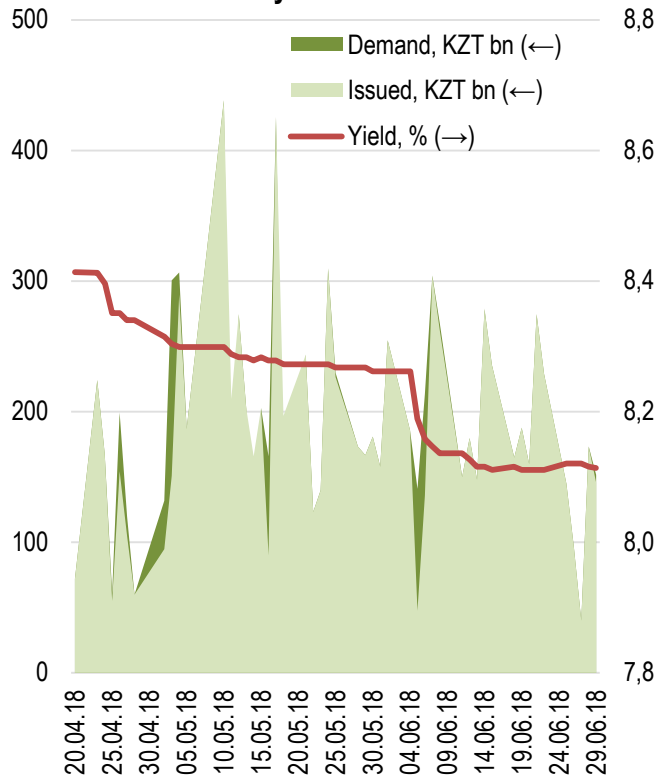
The yield on one-day currency swaps dropped 1.25 p.p. to 6.67 % APR. The yield on one-day repo transactions with government securities fell 7 b.p. and remained at 8.02 % APR

The National Bank has placed seven issues of notes with the total trading volume of KZT969.5 bn over-the-counter. The yield on five issues of 7-day notes with the total offering volume of KZT599.9 bn was within the range from 8.11 % APR to 8.12 % APR. The yield on the 28-day instruments reached 8.24 % APR at the offering volume of KZT316.6 bn. The yield on annual notes with the total offering volume of KZT53 bn amounted to 8.22 %. The demand for the notes exceeded the supply by 2 % and reached KZT991.6 bn.

**Inflation and interest rates**

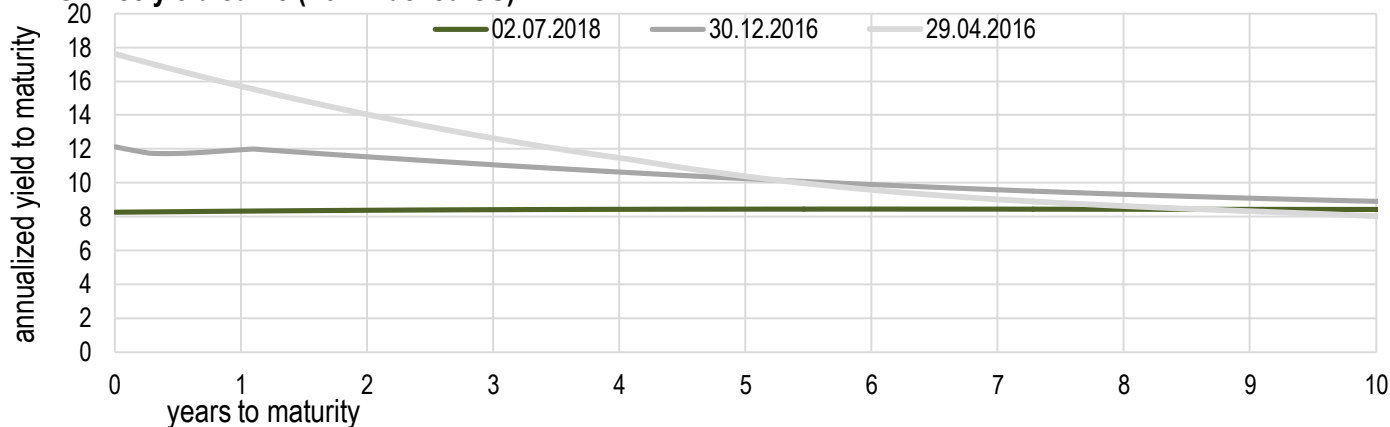


**Issuance of weekly NBK notes**



\* Weighted average yield on all currency swap transactions with the US dollar.

**Risk-free yield curve (non-indexed GS)**





Weighted average dollar exchange rate grew by 0.2% or KZT0.81 to KZT341.08 over the week. Trading volume decreased by 42 % to US 569.0 mln compared to the last week.

The exchange rate of USD/KZT currency pair closed the fifth week with a growth. Last time such trend was observed in August 2017. Tenge has completely ignored rising oil prices and chose to follow the ruble, which turned out to be much stronger than our currency. Thus, the exchange rate of RUB/KZT continued to reach 5.5.

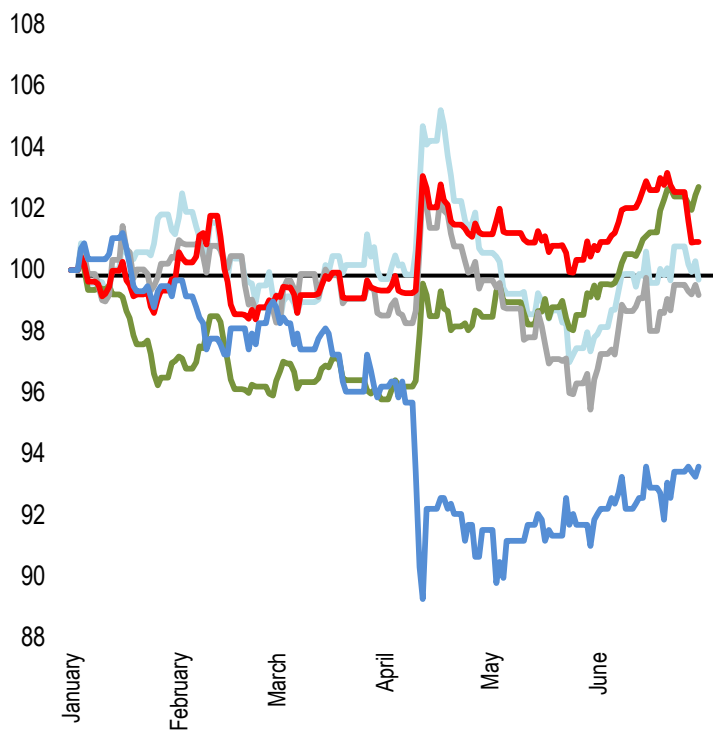
Russian currency grew KZT0.0695 to KZT5.4395 over the week. The total trading volume for the week reached RUB189.5 mln.

The exchange rate of euro increased KZT0.30 having closed at KZT396.70 over the reporting week.

The exchange rate of yuan fell KZT0.8936 having fixed at KZT51.5100 at the trading volume of CNY5.1 bn over the week.

**FX rates**

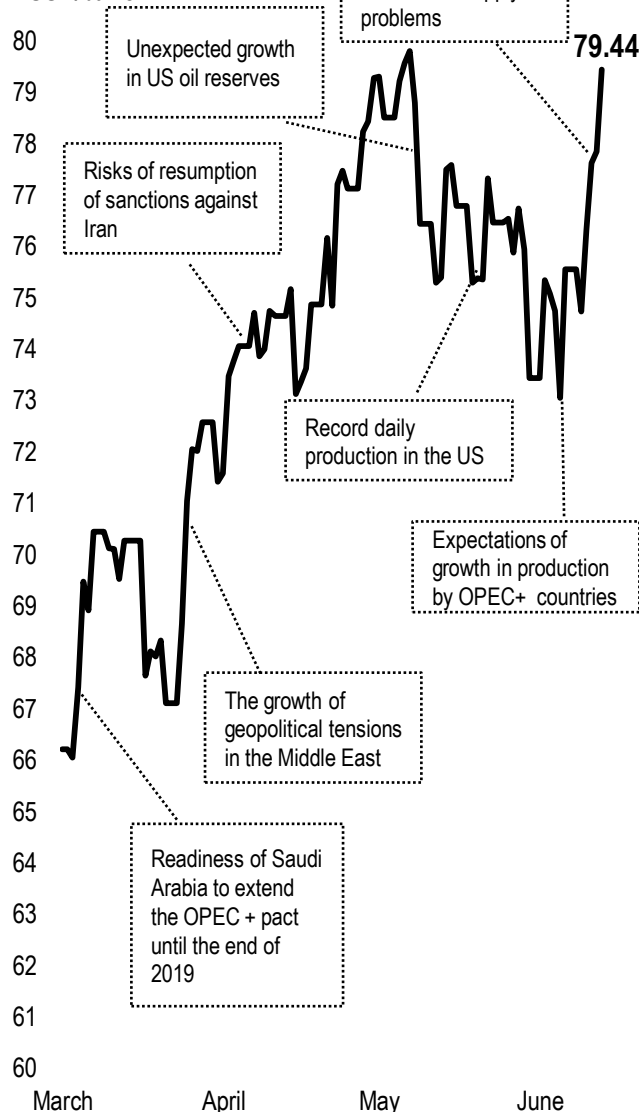
Δ %, base (01.01.17)



	Price	Δ 7d, %	Δ 30d, %	Δ 2017, %
— GBPKZT	447,15	+0,0	+2,4	-0,3
— USDKZT	341,31	+0,0	+3,6	+2,7
— EURKZT	394,96	+0,5	+3,9	-0,8
— CNYKZT	51,56	-1,8	+0,5	+0,9
— RUBKZT	5,40	+1,1	+2,9	-6,4







**Brent oil**

USD/barrel



Note: The chart and the table are based on the official market rates of the NBK. NBK rates may differ from KASE rates.

## Global indices

Name	Value	Trend %			Futures
		7d	1m	1y	7d
 S&P 500	2 718,37	-1,3	-0,2	12,3	-1,4
Dow Jones	24 271,41	-1,3	-1,6	14,0	-1,4
 RTS	1 154,16	2,6	-0,8	15,4	2,7
MICEX	2 285,53	0,0	0,0	21,5	2,7
 Hang Seng	28 955,11	-1,3	-3,7	11,5	-2,1
SS CSI 300	3 510,99	-2,7	-5,7	-4,3	-2,4
 Euro Stoxx 50	3 395,60	-1,3	-1,3	-2,2	-1,1
FTSEuroFirst	4 201,00	-1,1	-0,8	0,0	-1,3
 FTSE 100	7 636,93	-0,6	-0,7	3,9	-0,3
 KASE	2 412,01	1,3	-3,1	46,5	

## Commodities market

29.06.2018

Name	Price	Trend %	
		7d	1m
Oil	79,44	5,1	2,5
	74,15	8,1	8,7
Natural gas	2,92	-0,7	1,4
Copper	295,10	-2,5	-3,8
Iron	435,50	3,1	-24,0
Gold	1 252,60	-1,4	-3,7
Silver	16,10	-2,2	-2,7
Wheat	497,50	1,3	-4,7

## Economic calendar

		Currency	Forecast	Previous
02.07	Caixin manufacturing PMI (June)	CNY	51.1	51.1
02.07	Manufacturing PMI (June)	RUB		49.8
02.07	ISM manufacturing PMI (June)	USD	58.2	58.7
05.07	ISM non-manufacturing PMI (June)	USD	58.3	58.6
05.07	Crude oil inventories	USD	-8.239M	-9.891M
05.07	FOMC minutes	USD		
06.07	Unemployment rate (June)	USD	3.8%	3.8%

Note: the calendar contains the most significant economic events of the current week according to KASE analysts opinion

B – billions  
M – millions  
K – thousands

## Kazakhstan statistics

	Value	As of	Beginning 2017
Annual inflation	6,2 %	01.06.18	7,1 %
Gross international reserves of NBK, USD bn	30 721	01.06.18	30 745
Reserve money, KZT bn	4 787,6	01.06.18	5 538,7
Money supply, KZT bn	18 836,9	01.06.18	19 456,0

## Kazakhstan credit ratings

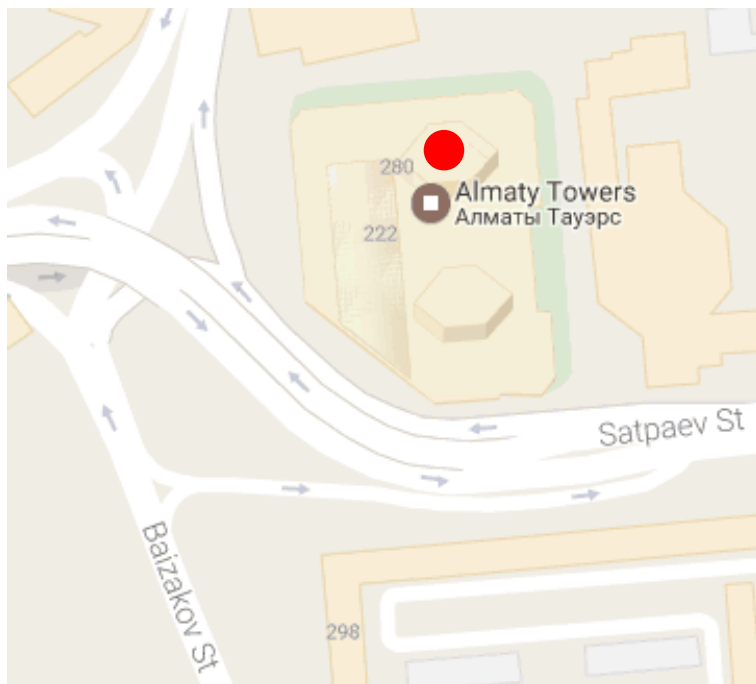
	Rating	Date	Previous
<b>S&amp;P Global</b>	BBB- stable	12.03.18	BBB- stable
<b>MOODY'S</b>	Baa3 stable	26.07.17	Baa3 negative
<b>FitchRatings</b>	BBB stable	17.04.18	BBB stable

# CONTACT INFORMATION



**Address:** Republic of Kazakhstan, 050040, Almaty, Baizakov St., 280, Business Center "Almaty Towers"

**Tel.:** 8 (727) 237 53 00



**Corporate website**



**Contact us**



**Corporate Events Calendar of KASE listed Companies**

The information contained therein was gathered by the employees of Kazakhstan Stock Exchange JSC (KASE). KASE does not guarantee the completeness and accuracy of the information contained in this report, as well as its reliability. Neither KASE, nor any of the employees are liable for any direct or indirect loss (damage) arising from the use of this report or information / analysis presented therein. KASE does not assume any responsibility to update this report on a regular basis or notify of all changes that have occurred.

KASE draws investors' attention to the following factors:

1. return on investment in financial instruments depends on a variety of market and non-market factors. In particular, the actual income of an investor may change depending on the fluctuations in interest rates, changes in taxation, FX movements, changes in quotations of securities, market indexes, changes in production and financial performance of companies, and other factors;
2. previous results do not necessarily affect the future results with the future estimations based on the assumptions that may not materialize. The value of any investment or income may go down and up, as a result the investors might not receive the entire invested amount back. For the investments in non-universally recognized markets, the investors may experience various difficulties, including selling them or obtaining the reliable information about their value or the risks involved;
3. report does not take into account the individual financial characteristics and aims of those receiving it.

KASE recommends that the investors independently evaluate the feasibility of certain investments and strategies and encourages the investors to use the services of financial consultants.

KASE reserves all rights for the report. This analytical material can be copied and/or distributed in full or in part upon written permission of KASE